

# ALTOS® Lite Gel-Free, Single-Jacket, Single-Armored Cables, 6-432 Fibers

CORNING

## Features and Benefits

### Fully waterblocked loose tube, gel-free design

Simple access and no clean up

### Single-armored construction

Provides additional crush and rodent protection

### High-strength ripcord

Ease of stripping

### Polyethylene jacket

Rugged, durable and easy to strip (while providing superior protection against UV radiation, fungus, abrasion and other environmental factors)


### Available in 62.5 $\mu\text{m}$ , 50 $\mu\text{m}$ , single-mode (including bend-insensitive and non-zero dispersion-shifted (NZ-DSF) fiber options) and hybrid versions

Ready for any application including Gigabit Ethernet and 10 Gigabit Ethernet


Corning ALTOS® Lite gel-free, single-jacket, single-armored cables are designed for campus backbones in direct-buried installations. The loose tube design provides stable and highly reliable transmission parameters for a variety of voice, data, video and imaging applications. These cables also provide high-fiber density within a given cable diameter while allowing flexibility to suit many system configurations.

The single armored construction provides additional crush and rodent protection with a high-strength ripcord under the armor for easy stripping. Gel-free means the cables are fully waterblocked using craft-friendly, water-swellable materials which make cable access simple and require no clean up. The flexible, craft-friendly buffer tubes are easy to route in closures, and the SZ-stranded, loose tube design isolates fibers from installation and environmental rigors while allowing easy mid-span access. These cables have a medium density polyethylene jacket that is rugged, durable and easy to strip.

A variety of fiber types are available including 62.5  $\mu\text{m}$ , 50  $\mu\text{m}$ , single-mode and hybrid versions as well as fibers with Gigabit Ethernet and 10 Gigabit Ethernet performance. These cables are also available with optional extended operating temperature to  $-50^{\circ}\text{C}$  ( $-58^{\circ}\text{F}$ ) in a variety of fiber counts.



ALTOS Lite Gel-Free, Single-Jacket, Single-Armored Cables, 24 Fibers | Photo PIM2443



ALTOS Lite Gel-Free, Single-Jacket, Single-Armored Cables, 432 Fibers

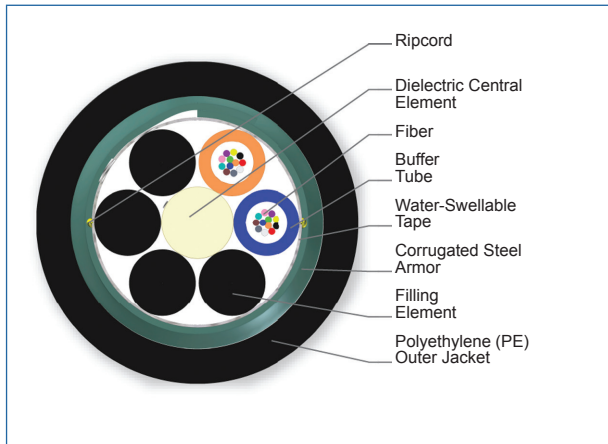
# ALTOS® Lite Gel-Free, Single-Jacket, Single-Armored Cables, 6-432 Fibers



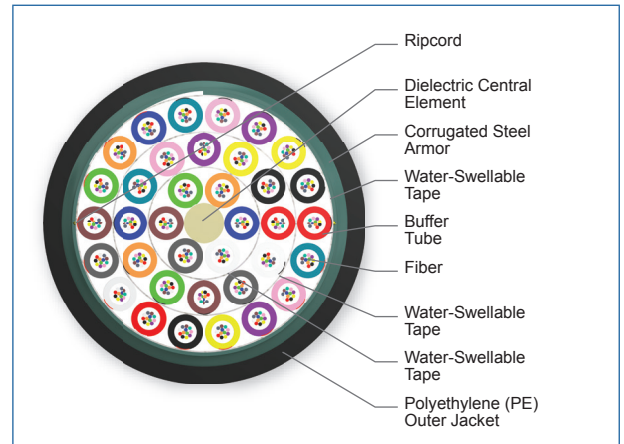
## Standards

**Common Installations** Outdoor lashed aerial, duct and direct-buried; indoor when installed according to National Electrical Code® (NEC®) Article 770

**Design and Test Criteria** ANSI/ICEA S-87-640, Telcordia GR-20, RDUP PE-90



ALTOS Lite Gel-Free, Single-Jacket, Single-Armored Cables, 24 Fibers



ALTOS Lite Gel-Free, Single-Jacket, Single-Armored Cables, 432 Fibers

## Specifications

Temperature Range	
Storage	-40 °C to 70 °C (-40 °F to 158 °F)
Installation	-30 °C to 70 °C (-22 °F to 158 °F)
Operation	-40 °C to 70 °C (-40 °F to 158 °F)

\* Note: Corning recommends storing cable in a proper temperature environment prior to installation to allow the cable temperature to meet installation temperature range specifications for best installation results.

# ALTOS® Lite Gel-Free, Single-Jacket, Single-Armored Cables, 6-432 Fibers

CORNING

## Mechanical Characteristics Cable

Max. Tensile Strength, Short-Term	2700 N (600 lbf)
Max. Tensile Strength, Long-Term	890 N (200 lbf)

Fiber Count	Product Type	Number of Tube Positions	Number of Active Tubes	Weight	Nominal Outer Diameter	Min. Bend Radius Installation	Min. Bend Radius Operation
6 - 72	Armored	6	1 - 6	129 kg/km (87 lb/1000 ft)	12.1 mm (0.48 in)	182 mm (7.2 in)	121 mm (4.8 in)
96	Armored	8	8	162 kg/km (109 lb/1000 ft)	13.8 mm (0.54 in)	207 mm (8.1 in)	138 mm (5.4 in)
144	Armored	12	12	245 kg/km (164 lb/1000 ft)	17.5 mm (0.69 in)	263 mm (10.4 in)	175 mm (6.9 in)
192 - 216	Armored	18	16 - 18	233 kg/km (156 lb/1000 ft)	17.7 mm (0.7 in)	266 mm (10.5 in)	177 mm (7 in)
288	Armored	24	24	196 kg/km (131 lb/1000 ft)	20 mm (0.79 in)	300 mm (11.8 in)	200 mm (7.9 in)
360 - 432	Armored	36	30 - 36	357 kg/km (240 lb/1000 ft)	23.2 mm (0.91 in)	348 mm (13.7 in)	232 mm (9.1 in)

## Chemical Characteristics

RoHS	Free of hazardous substances according to RoHS 2011/65/EU
------	---

## Transmission Performance

Multimode				
Fiber Core Diameter (µm)	62.5	50	50	50
Fiber Category	OM1	OM2	OM3	OM4
Fiber Code	K	T	T	T
Performance Option Code	30	31	80	90
Wavelengths (nm)	850/1300	850/1300	850/1300	850/1300
Maximum Attenuation (dB/km)	3.4/1.0	3.0/1.0	3.0/1.0	3.0/1.0
Serial 1 Gigabit Ethernet (m)	300/550	750/500	1000/600	1100/600
Serial 10 Gigabit Ethernet (m)	33/-	150/-	300/-	550/-
Min. Overfilled Launch (OFL) Bandwidth (MHz*km)	200/500	700/500	1500/500	3500/500
Minimum Effective Modal Bandwidth (EMB) (MHz*km)	220/-	950/-	2000/-	4700/-

CORNING

# ALTOS® Lite Gel-Free, Single-Jacket, Single-Armored Cables, 6-432 Fibers

CORNING

Single-mode					
Fiber Name	SMF-28e+® LL	SMF-28® Ultra fiber**	Single-mode (OS2)	Single-mode (OS2)	LEAF® fiber
Fiber Category	G.652.D	G.652.D/G.657.A1	G.652.D	G.652.D	G.655
Fiber Code	L	Z	E	E	F
Performance Option Code	22	22	00	01	01
Wavelengths (nm)	1310/1383/1550	1310/1383/1550	1310/1383/1550	1310/1383/1550	1310/1383/1550
Maximum Attenuation (dB/km)	0.34/0.34/0.22	0.34/0.34/0.22	0.35/0.35/0.25	0.4/0.4/0.3	-/-/0.25
Typical Attenuation* (dB/km)	0.32/0.32/0.18	0.32/0.32/0.18	-	-	-/-/0.19
Fiber Name	SMF-28® ULL				
Fiber Category	G.652				
Fiber Code	P				
Performance Option Code	19				
Wavelengths (nm)	1310/1383/1550				
Maximum Attenuation (dB/km)	0.33/-/0.19				
Typical Attenuation* (dB/km)	0.31/-/0.17				

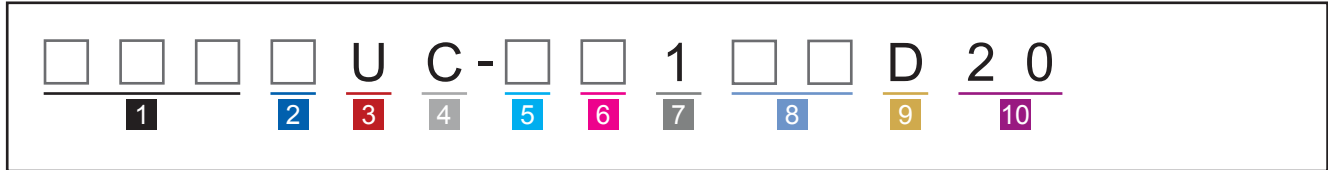
\* For more information on typical attenuation please see the Corning whitepaper at [http://csmedia.corning.com/opcomm//Resource\\_Documents/whitepapers\\_rl/LAN-1863-AEN.pdf](http://csmedia.corning.com/opcomm//Resource_Documents/whitepapers_rl/LAN-1863-AEN.pdf)

\*\* SMF-28® Ultra fiber delivers up to 10x better macrobend loss performance compared to the G.652.D standard and up to 33 percent better macrobend loss performance than the G.657.A1 standard for 10mm radii bends.

# ALTOS® Lite Gel-Free, Single-Jacket, Single-Armored Cables, 6-432 Fibers

CORNING

Ordering Information | Note: Contact Customer Care at 1-800-743-2675 for other options.



**1** Select fiber count.  
006-288  
360-432 (SMF-28® Ultra fiber only)

**2** Select fiber code.  
K = 62.5 µm multimode (OM1)  
T = 50 µm multimode (OM2/OM3/OM4)  
E = Single-mode (G.652.D)  
L = Single-mode (G.652.D) SMF-28e+® LL  
Z = Single-mode (G.652.D/G.657.A1) SMF-28® Ultra  
P = Single-mode (G.652) SMF-28® ULL  
F = Single-mode (G.655) LEAF®

**3** Defines cable type.  
U = ALTOS® Loose Tube Cable with 2.5 mm buffer tubes

**4** Defines outer jacket.  
C = Single-jacket, single-armored

**5** Select fiber placement.  
T = 12 fibers/buffer tube (standard)  
6 = 6 fibers/buffer tube  
*See Note 1.*

**6** Select length markings.  
3 = Markings in meters  
4 = Markings in feet (standard)

**7** Defines tensile strength.  
1 = 2700 N/600 lbf (standard)

**8** Select performance option code.  
30 = 62.5 µm multimode (OM1)  
31 = 50 µm multimode (OM2)  
80 = 50 µm multimode (OM3)  
90 = 50 µm multimode (OM4)  
01 = Single-mode (OS2) (Max. attenuation 0.4/0.4/0.3 dB/km)  
00 = Single-mode (OS2) (Max. attenuation 0.35/0.35/0.25 dB/km)  
22 = Single-mode (OS2) (Max. attenuation 0.34/0.34/0.22 dB/km)  
19 = Single-mode (Ultra Low-Loss) (Max. attenuation 0.33/-/0.19 dB/km)  
01 = Single-mode NZDSF\* (Max. attenuation -/-/0.25 dB/km)  
*\*Non-Zero Dispersion-Shifted Single-mode Fiber*

**9** Defines cable type.  
D = Gel-free cable

**10** Defines special requirements.  
20 = No special requirements

1) Cable outer diameter may change. Example: 48 F cable with 6 fibers per tube will require 8 active buffer and have an OD like a standard 96 F cable.



Corning Optical Communications LLC • PO Box 489 • Hickory, NC 28603-0489 USA

800-743-2675 • FAX: 828-325-5060 • International: +1-828-901-5000 • [www.corning.com/opcomm](http://www.corning.com/opcomm)

A complete listing of the trademarks of Corning Optical Communications is available at [www.corning.com/opcomm/trademarks](http://www.corning.com/opcomm/trademarks). All other trademarks are the properties of their respective owners. Corning Optical Communications is ISO 9001 certified.

© 2017 Corning Optical Communications. All rights reserved.

CORNING