


IL6-P3 Series LED 8" and 12" Traffic Signal Module Incandescent Look Arrow

Leading the LED Industry Since 1992

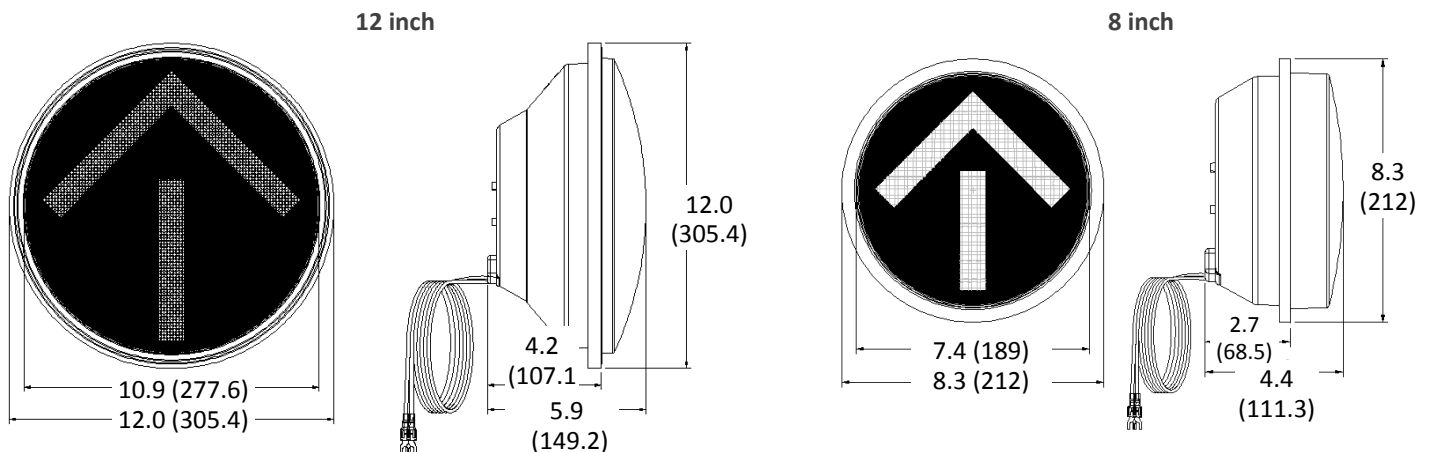
With over 7,000,000 units installed globally



Superior Performance and Reliability

- Intertek ETL verified
- Meets and/or exceeds all ITE standards ITE VTCSH LED Arrow Signal Supplement dated July 1, 2007
- Easy installation into existing signal housings
- Patented innovative optical technology
- Wider viewing angle and enhanced uniformity
- Maintains 70% of the initial lumen intensity after 100,000 hours of operation
- Overmolded electrical connectors provide fully-weatherized seal
- Excellent moisture and dust resistance
- Utilizes constant current source to maintain consistent light output
- Superior thermal management
- PCR Shorting Cap
- Energy efficient and environmentally friendly
- 5-year limited warranty







Mechanical Dimensions [in(mm)]



IL6-P3 Series LED 8" and 12" Traffic Signal Module Incandescent Look Arrow

Model Specifications and Ordering Options

Operating Temperature: -40°F to 165°F (-40°C to 74°C)	Turn-On/Turn-Off Time: < 75msec
Operating Voltage: 80 - 135Vac	Turn-Off Voltage: > 35Vac
Power Factor: > 0.90	Total Harmonic Distortion (THD): < 20%

	Model Number and Color	Wattage Drawn	Voltage	Dominant Wavelength	Maintained Intensity (cd) Min.	Standard
IL6-P3	8 inch arrow					
	TSL-08RA-IL6-A1-P3 	5.5	80-135Vac	626	N/A	N/A
	TSL-08YA-IL6-A1-P3 	6	80-135Vac	589	N/A	N/A
	TSL-08GA-IL6-A1-P3 	6	80-135Vac	500	N/A	N/A
	12 inch arrow					
	TSL-12RA-IL6-A1-P3 	6.2	80-135Vac	626	58.4	ITE 2007/ETL
	TSL-12YA-IL6-A1-P3 	7.3	80-135Vac	589	145.6	ITE 2007/ETL
	TSL-12GA-IL6-A1-P3 	6	80-135Vac	500	76.0	ITE 2007/ETL

Notes:
1 Tinted lens standard, clear lens optional. When ordering clear lens, please add "-CLR" to model number. Both tinted and clear lens are Intertek ETL Verified, for the 12" signal only.

Standard Conformance

- FCC Compliant for Electrical Noise
- MIL-STD-810F Moisture Resistant
- MIL-STD-883 Mechanical Vibration
- NEMA TS2 Section 2.1.6, 2.1.8, Transient Voltage Protection over 2000V
- IEC 1000-4-5, 3KV, 2 ohm source impedance
- ANSI/IEEE C62.41-2002; IEC 61000-4-12, 6KV, 200A, 100KHz ring wave

ITE VTCSH Compliance - LED Arrow Signal Supplement – July 1, 2007

• Conditioning	ITE 6.4.2	• Luminous Intensity	ITE 6.4.4.1-4
• Mechanical Vibration	ITE 6.4.3.1	• Chromaticity	ITE 6.4.4.6
• Temperature Cycling	ITE 6.4.3.2	• Current Consumption	ITE 6.4.6.1