TYPE	POLE TYPE(S)	MAXIMUM TORQUE RATING (lbs ft)	A SHAFT DIA.	B SHAFT LENGTH	C HELIX DIA.	D PLATE SIZE	E PLATE THICKNESS	F BOLT CIRCLE	G SLOT LOCATION
R	OP14	15,000	6"	48"	12"	10"	0.75"	9.5"	12"
T1	OP301,OP302,OP303	15,000	6"	60"	12"	12"	1.0"	11	18"
F1	OP401, OP402	20,000	8"	60"	14"	12"	1.0"	11.5"	18"
F2	OP403	20,000	8"	60"	14"	15"	1.25"	14.5"	18"
SP1	SP	15,000	6"	48"	12"	11"	1"	12 3/8"	18"

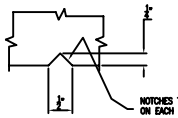

NOTCH DETAIL

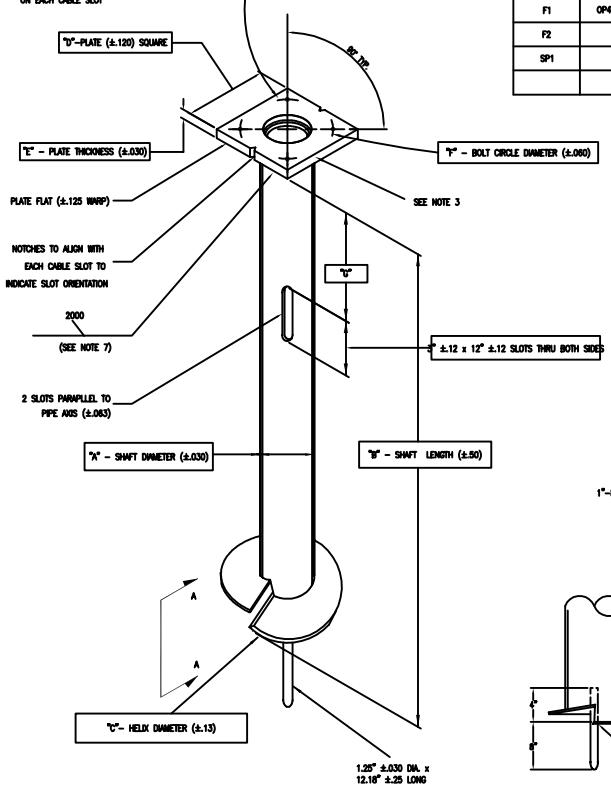

SCREW-IN FOUNDATION ANCHOR DETAILS

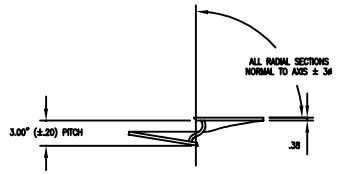

HELIX MUST BE FORMED BY MATCHING METAL DIE

VIEW A-A

(SIDE VIEW OF TRUE HELICAL FORM)

NOTES:

1. FINISH: HOT DIP GALVANIZE PER ASTM-A123 (LATEST REVISION)
2. BASEPLATE TO BE PERPENDICULAR TO SHAFT AXIS (±1°) AND HOLE AND CONCENTRIC (± .188 I.D. FM) TO SHAFT AXIS.
3. BASEPLATE IS PERMANENTLY STAMPED WITH MANUFACTURER'S TYPE AND IDENTIFICATION, "JHB" IN 1/2" LETTERS, AND DATE CODE IN 1/4" LETTERS.
4. PILOT POINT AND SHAFT AXES TO BE CONCENTRIC (±.125 FM) AND IN LINE (± 2°).
5. PREHEAT (ROOM TEMPERATURE 70°F),TUMBLEBLAST, HANDGRIND, AND CLEAN BASEPLATE, HELIX, AND CORE ON ALL WELDED AREAS.
6. FLAMECUT IRREGULARITIES PERMISSABLE:
   (1) VALLEYS NOT TO EXCEED 3/32" BELOW NOMINAL SURFACE LEVEL.
   (2) PEAKS OR POSITIVE IRREGULARITIES NOT TO EXCEED 1/32" ABOVE NOMINAL SURFACE LEVEL OR INTERSECTIONS OF NOMINAL SURFACES.
7. MANUFACTURER TO HAVE IN EFFECT INDUSTRY RECOGNIZED WRITTEN QUALITY CONTROL FOR ALL MATERIALS AND MANUFACTURING PROCESSES.
8. ALL MATERIAL IS TO BE NEW, UNUSED AND MILL TRACEABLE, MEETING THE FOLLOWING SPECIFICATIONS:
9. TAP 1" HOLES IN THE SPECIFIED BOLT CIRCLE PERPENDICULAR TO THE BASEPLATE CLEAN AND CHASE THE THREADS AFTER HOT-DIP GALVANIZING SO THAT A BOLT MAY BE HAND INSTALLED

BASEPLATE: ASTM A36-(LATEST REVISION) HOT ROLLED STEEL PLATE

SHAFT: STEEL PIPE PILES, SEAMLESS OR STRAIGHT WELDED, GRADE 2 PER ASTM A252-2 OR STEEL PIPE, PER ASTM A500 GR. B

HELIX: ASTM A36-(LATEST REVISION) HOT ROLLED STEEL PLATE.

PILOT POINT: ASTM A36-(LATEST REVISION) HOT ROLLED STEEL.

STUD: ASTM F1554 GR. 105 HOT ROLLED STEEL PLATE
SPECIAL 1" DIAMETER HOT DIP GALVANIZED STUD, THREADED AT BOTH ENDS
STUD SHALL INCLUDE ONE HEX NUT AND ONE EACH: LOCK AND FLAT WASHER.

BOLT: ASTM A325 OR GRADE 5 SAE J429 - 1" DIAMETER HOT DIP GALVANIZED HEX HEAD BOLT FOR TYPE R SCREW-IN FOINDATION ONLY. BOLT SHALL INCLUDE ONE EACH LOCK AND FLAT WASHER FOR THE TYPE R SCREW-IN FOUNDATION

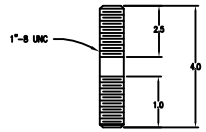

THREADED STUD

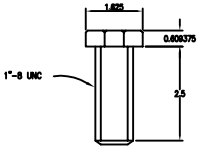

HEX HEAD BOLT
(FOR ALL R TYPE FOUNDATION ANCHORS ONLY)

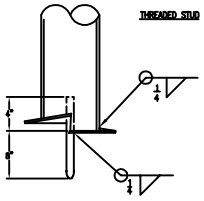

ELEVATION

CITY OF OVERLAND PARK, KANSAS			
DATE: 10/15/98		DRAWN BY: RSK	CHECKED BY:
REVISED: 7/7/03			
CONTRACTOR: Approved 8/20/03 by BLW			
J.H. BOTTS, INC.	DRAWING NUMBER JHBOPK-1		REV. A