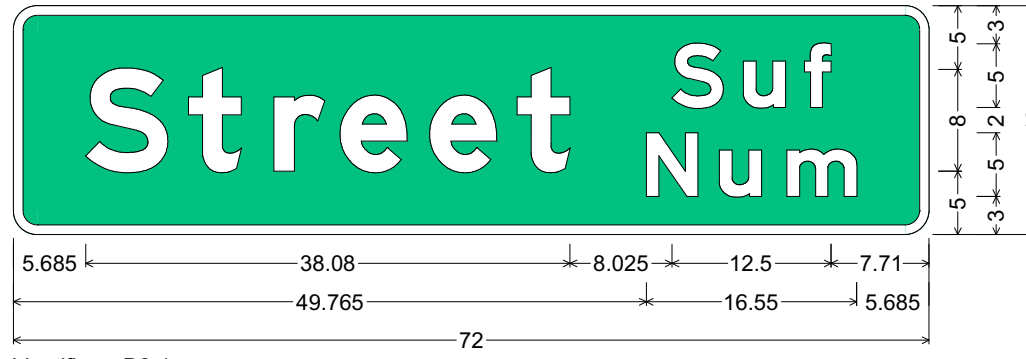


Identifier : D3-1
 Sign Type : Ground Mount
 1.875" Radius, 0.750" Border, White on Green;
 Standard Arrow Custom 0.000" X 8.000" 180"; "Street" E Mod 2K; "Suf" E Mod 2K;
 "Num" E Mod 2K;

Table of distances between letter and object lefts.

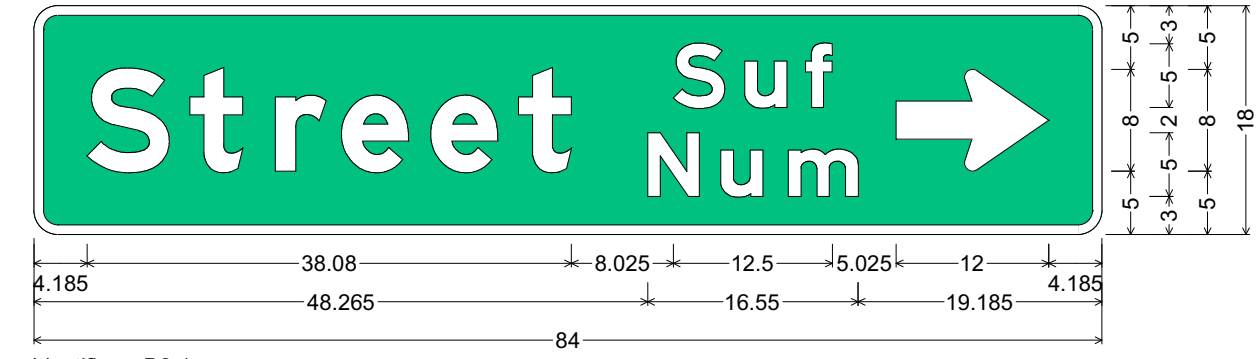
4.185	↔	S	t	r	e	e	t	S	u	f	6.21
		15.000	8.080	6.720	5.200	7.040	6.880	12.185	5.600	4.800	2.100
		N	u	m							
		63.265	5.750	5.300	5.500	4.185					



Identifier : D3-1
 Sign Type : Ground Mount
 1.875" Radius, 0.750" Border, White on Green;
 "Street" E Mod 2K; "Suf" E Mod 2K; "Num" E Mod 2K;

Table of distances between letter and object lefts.

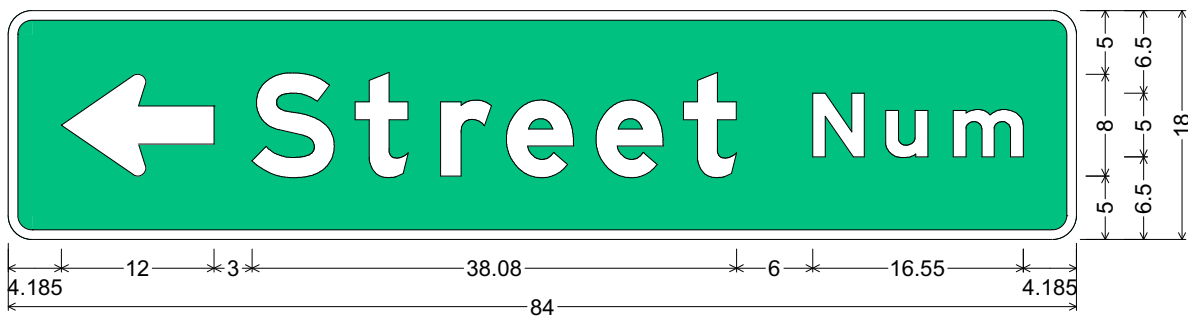
5.685	S	t	r	e	e	t	S	u	f	7.71
	8.080	6.720	5.200	7.040	6.880	12.185	5.600	4.800	2.100	7.710
	N	u	m							
	49.765	5.750	5.300	5.500	5.685					



Identifier : D3-1
 Sign Type : Ground Mount
 1.875" Radius, 0.750" Border, White on Green;
 "Street" E Mod 2K; "Suf" E Mod 2K; "Num" E Mod 2K; Standard Arrow Custom 0.000" X 8.000" 0";

Table of distances between letter and object lefts.

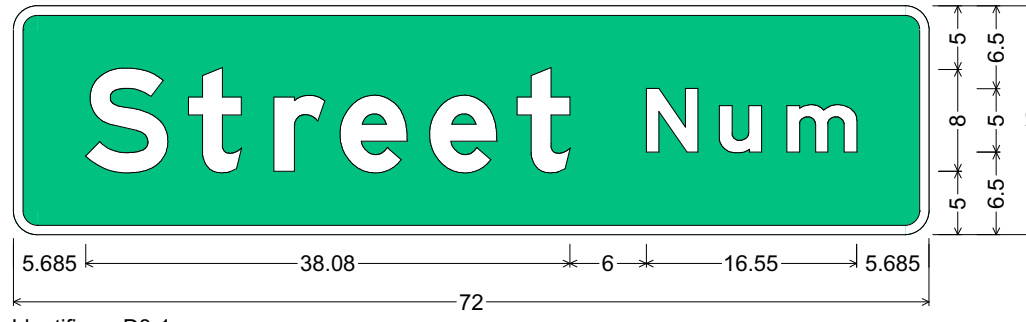
4.185	S	t	r	e	e	t	S	u	f	↔	12.000	4.185
	8.080	6.720	5.200	7.040	6.880	12.185	5.600	4.800	7.125			
	N	u	m									
	48.265	5.750	5.300	5.500	19.185							



Identifier : D3-1
 Sign Type : Ground Mount
 1.875" Radius, 0.750" Border, White on Green;
 Standard Arrow Custom 0.000" X 8.000" 180"; "Street" E Mod 2K; "Num" E Mod 2K;

Table of distances between letter and object lefts.

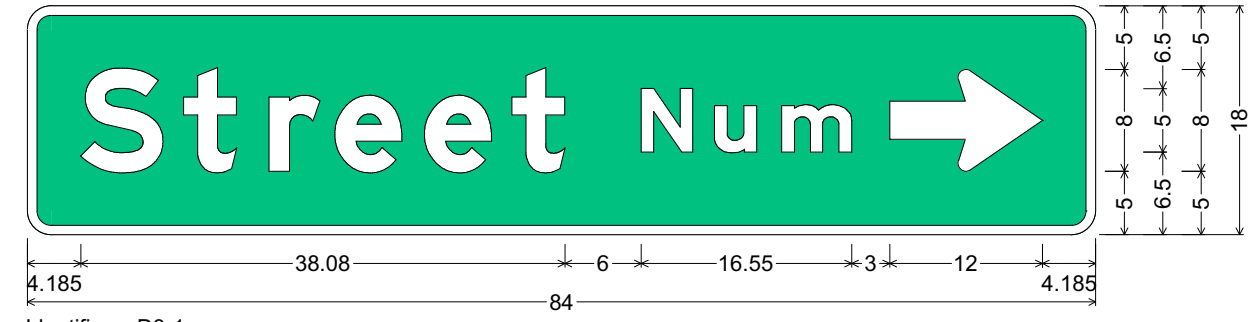
4.185	↔	S	t	r	e	e	t	N	u	m	4.185
		15.000	8.080	6.720	5.200	7.040	6.880	10.160	5.750	5.300	5.500



Identifier : D3-1
 Sign Type : Ground Mount
 1.875" Radius, 0.750" Border, White on Green;
 "Street" E Mod 2K; "Num" E Mod 2K;

Table of distances between letter and object lefts.

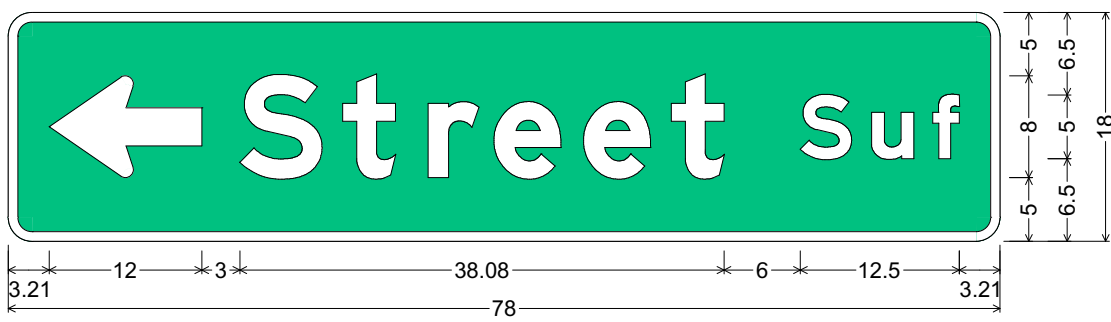
5.685	S	t	r	e	e	t	N	u	m	5.685
	8.080	6.720	5.200	7.040	6.880	10.160	5.750	5.300	5.500	5.685



Identifier : D3-1
 Sign Type : Ground Mount
 1.875" Radius, 0.750" Border, White on Green;
 "Street" E Mod 2K; "Num" E Mod 2K; Standard Arrow Custom 0.000" X 8.000" 0";

Table of distances between letter and object lefts.

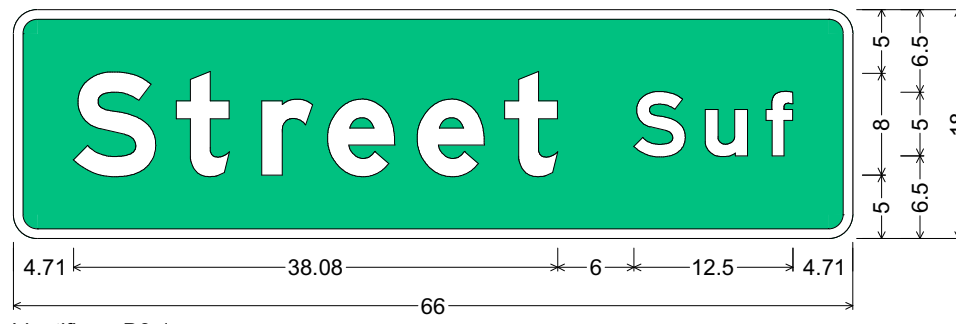
4.185	S	t	r	e	e	t	N	u	m	↔	12.000	4.185
	8.080	6.720	5.200	7.040	6.880	10.160	5.750	5.300	8.500			



Identifier : D3-1
 Sign Type : Ground Mount
 1.875" Radius, 0.750" Border, White on Green;
 Standard Arrow Custom 0.000" X 8.000" 180"; "Street" E Mod 2K; "Suf" E Mod 2K;

Table of distances between letter and object lefts.

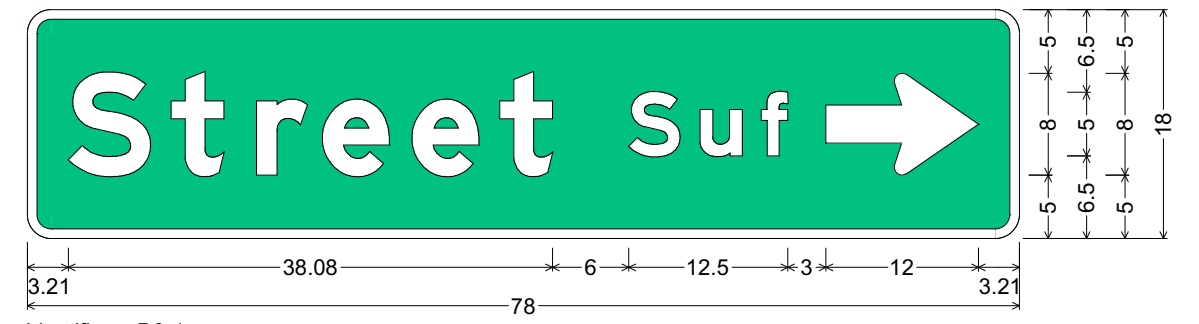
3.210	↔	S	t	r	e	e	t	S	u	f	3.210
		15.000	8.080	6.720	5.200	7.040	6.880	10.160	5.600	4.800	2.100



Identifier : D3-1
 Sign Type : Ground Mount
 1.875" Radius, 0.750" Border, White on Green;
 "Street" E Mod 2K; "Suf" E Mod 2K;

Table of distances between letter and object lefts.

4.710	S	t	r	e	e	t	S	u	f	4.710
	8.080	6.720	5.200	7.040	6.880	10.160	5.600	4.800	2.100	4.710



Identifier : D3-1
 Sign Type : Ground Mount
 1.875" Radius, 0.750" Border, White on Green;
 "Street" E Mod 2K; "Suf" E Mod 2K; Standard Arrow Custom 0.000" X 8.000" 0";

Table of distances between letter and object lefts.

3.210	S	t	r	e	e	t	S	u	f	↔	12.000	3.210
	8.080	6.720	5.200	7.040	6.880	10.160	5.600	4.800	5.100			