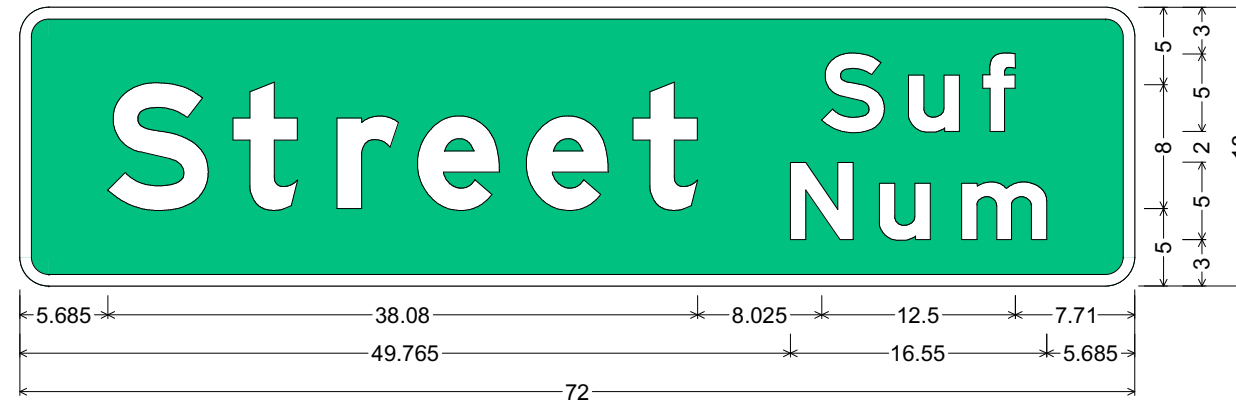


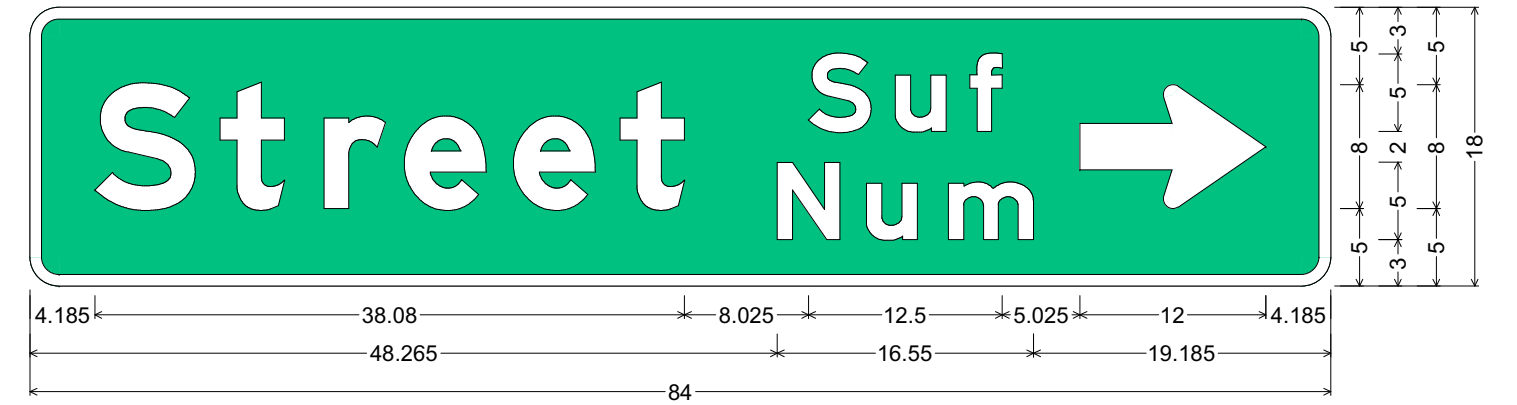
Identifier : D3-1  
 Sign Type : Ground Mount  
 1.875" Radius, 0.750" Border, White on Green;  
 Standard Arrow Custom 0.000" X 8.000" 180°; "Street" E Mod 2K; "Suf" E Mod 2K; "Num" E Mod 2K;  
 Table of distances between letter and object lefts.

4.185	↔	S	t	r	e	e	t	S	u	f	6.210
		15.000	8.080	6.720	5.200	7.040	6.880	12.185	5.600	4.800	2.100
63.265		N	u	m							
		5.750	5.300	5.500							4.185



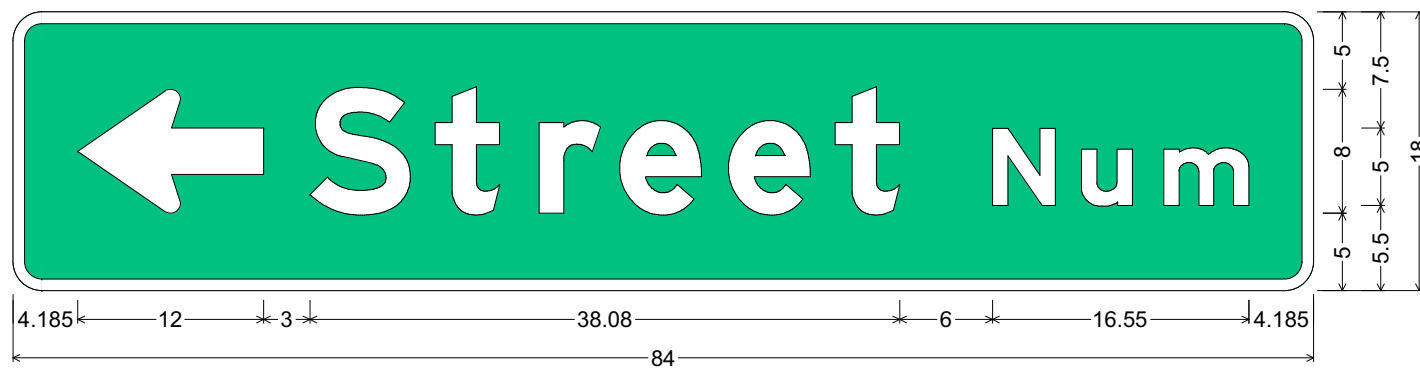
Identifier : D3-1  
 Sign Type : Ground Mount  
 1.875" Radius, 0.750" Border, White on Green;  
 "Street" E Mod 2K; "Suf" E Mod 2K; "Num" E Mod 2K;  
 Table of distances between letter and object lefts.

5.685	S	t	r	e	e	t	S	u	f	7.710
	8.080	6.720	5.200	7.040	6.880	12.185	5.600	4.800	2.100	
49.765	N	u	m							
	5.750	5.300	5.500							5.685



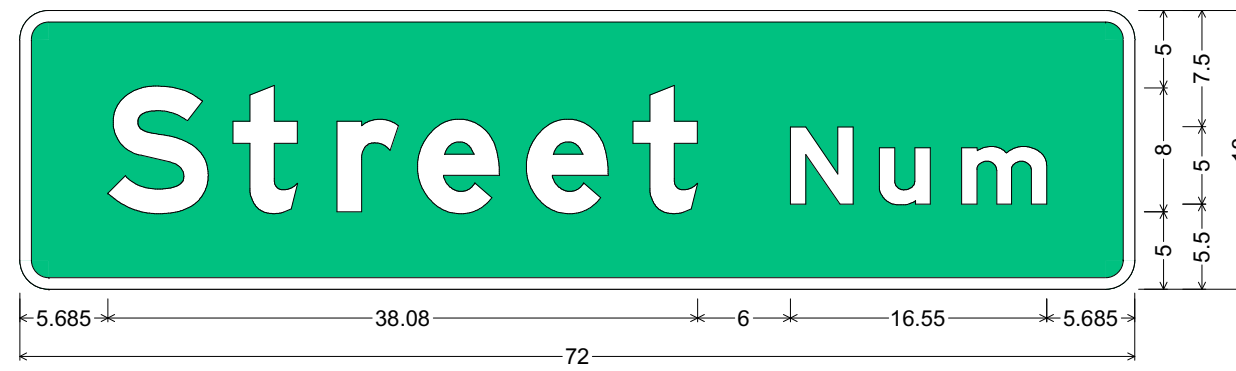
Identifier : D3-1  
 Sign Type : Ground Mount  
 1.875" Radius, 0.750" Border, White on Green;  
 "Street" E Mod 2K; "Suf" E Mod 2K; "Num" E Mod 2K; Standard Arrow Custom 0.000" X 8.000" 0°;  
 Table of distances between letter and object lefts.

4.185	S	t	r	e	e	t	S	u	f	↔	4.185
	8.080	6.720	5.200	7.040	6.880	12.185	5.600	4.800	7.125	12.000	
48.265	N	u	m								
	5.750	5.300	5.500								19.185



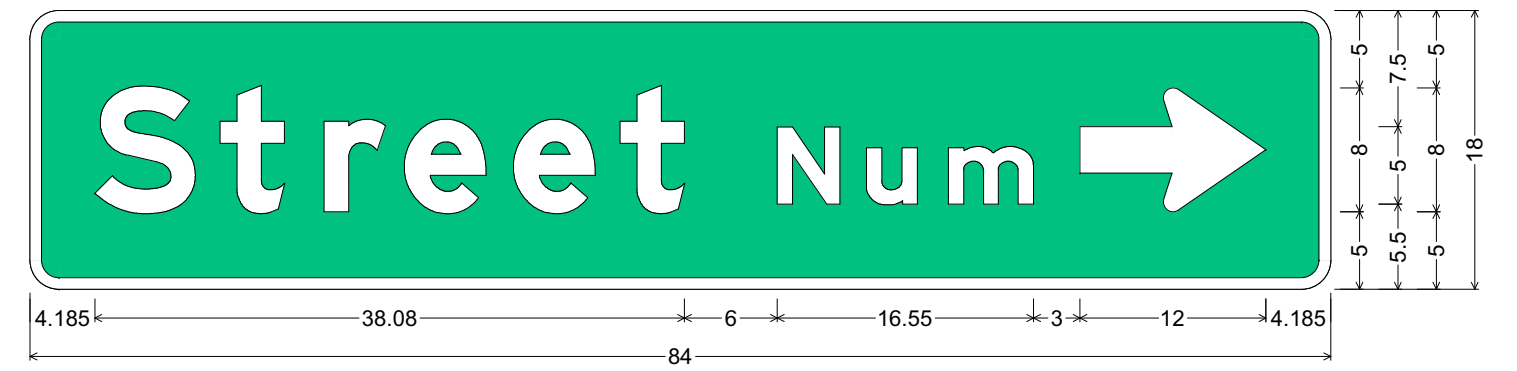
Identifier : D3-1  
 Sign Type : Ground Mount  
 1.875" Radius, 0.750" Border, White on Green;  
 Standard Arrow Custom 0.000" X 8.000" 180°; "Street" E Mod 2K; "Num" E Mod 2K;  
 Table of distances between letter and object lefts.

4.185	↔	S	t	r	e	e	t	N	u	m	4.185
		15.000	8.080	6.720	5.200	7.040	6.880	10.160	5.750	5.300	5.500



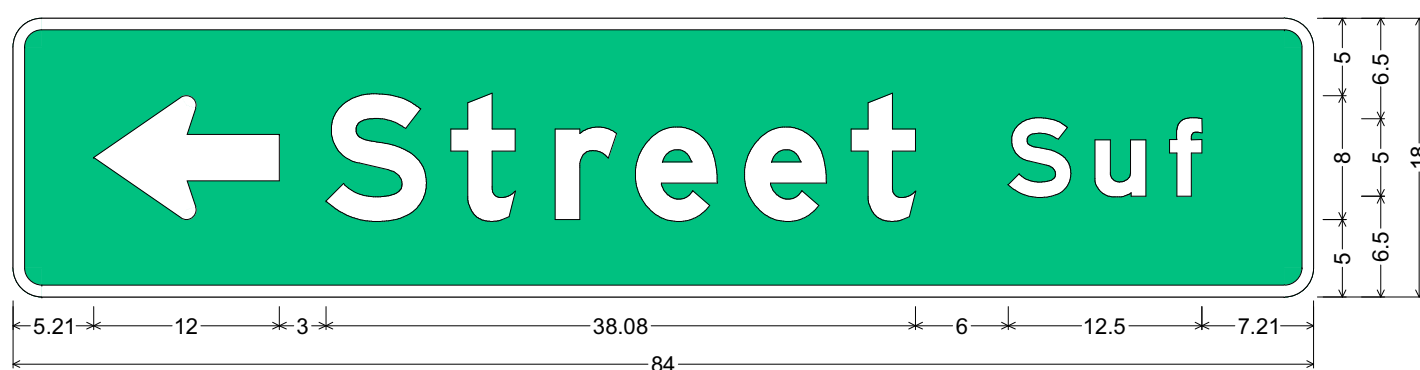
Identifier : D3-1  
 Sign Type : Ground Mount  
 1.875" Radius, 0.750" Border, White on Green;  
 "Street" E Mod 2K; "Num" E Mod 2K;  
 Table of distances between letter and object lefts.

5.685	S	t	r	e	e	t	N	u	m	5.685
	8.080	6.720	5.200	7.040	6.880	10.160	5.750	5.300	5.500	



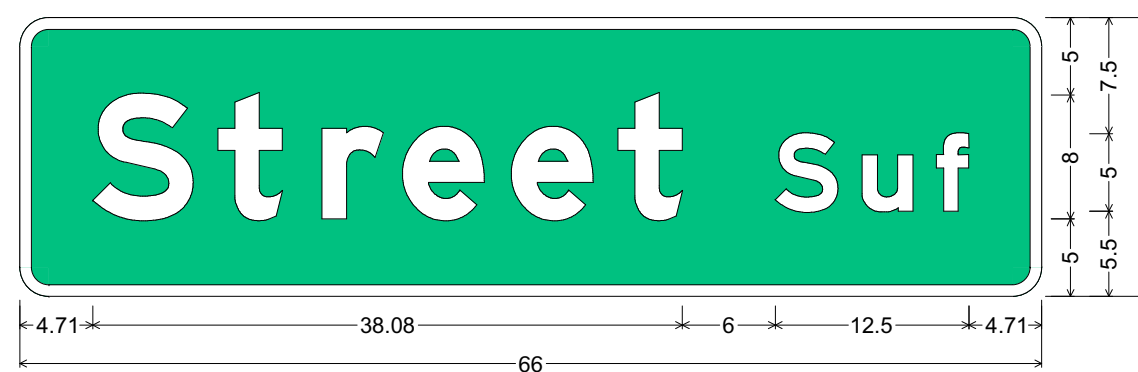
Identifier : D3-1  
 Sign Type : Ground Mount  
 1.875" Radius, 0.750" Border, White on Green;  
 "Street" E Mod 2K; "Num" E Mod 2K; Standard Arrow Custom 0.000" X 8.000" 0°;  
 Table of distances between letter and object lefts.

4.185	S	t	r	e	e	t	N	u	m	↔	4.185
	8.080	6.720	5.200	7.040	6.880	10.160	5.750	5.300	8.500	12.000	



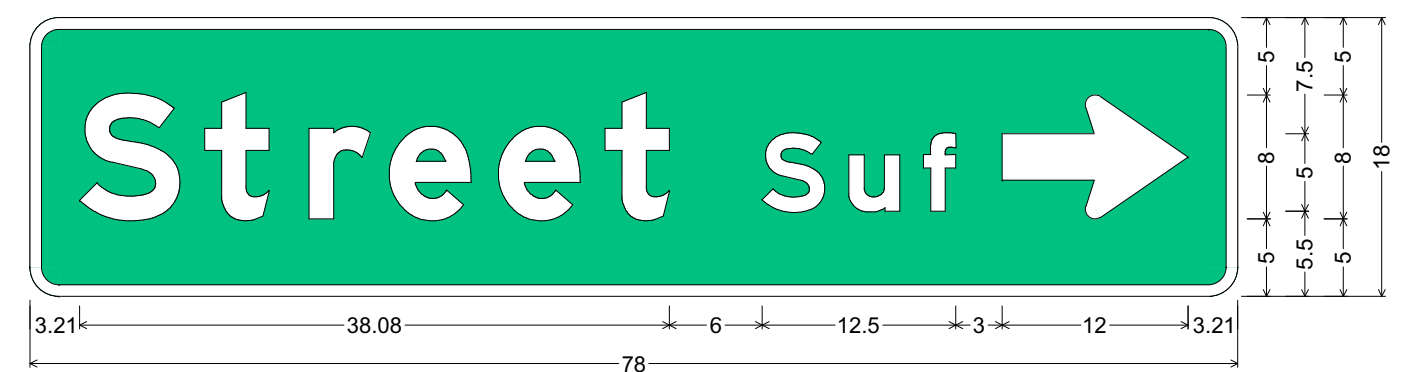
Identifier : D3-1  
 Sign Type : Ground Mount  
 1.875" Radius, 0.750" Border, White on Green;  
 Standard Arrow Custom 0.000" X 8.000" 180°; "Street" E Mod 2K; "Suf" E Mod 2K;  
 Table of distances between letter and object lefts.

5.210	↔	S	t	r	e	e	t	S	u	f	7.210
		15.000	8.080	6.720	5.200	7.040	6.880	10.160	5.600	4.800	2.100



Identifier : D3-1  
 Sign Type : Ground Mount  
 1.875" Radius, 0.750" Border, White on Green;  
 "Street" E Mod 2K; "Suf" E Mod 2K;  
 Table of distances between letter and object lefts.

4.710	S	t	r	e	e	t	S	u	f	4.710
	8.080	6.720	5.200	7.040	6.880	10.160	5.600	4.800	2.100	



Identifier : D3-1  
 Sign Type : Ground Mount  
 1.875" Radius, 0.750" Border, White on Green;  
 "Street" E Mod 2K; "Suf" E Mod 2K; Standard Arrow Custom 0.000" X 8.000" 0°;  
 Table of distances between letter and object lefts.

3.210	S	t	r	e	e	t	S	u	f	↔	3.210
	8.080	6.720	5.200	7.040	6.880	10.160	5.600	4.800	5.100	12.000	