

Thin-Light© LED Blankout Signs

The latest innovations in LED technology and aluminum extrusions has allowed M-SYSTEMS INC. to develop a lightweight, thin and very strong LED sign. All signs use the newest high output LED's from Nichia Corporation. Most signs feature individually powered LED's so that if any LED fails only one will go out. All signs are powered by a 12vdc power supply which is supplied for remote mounting.


Blankout signs come mounted in standard 1.5" thick aluminum extrusions that are as strong as steel but one third the weight. All signs are anodized and sprayed with black powder coat providing a durable finish. T-Slot tracks on back provide a variety of mounting options. All hardware is stainless steel.



R10-11b-24"x 24"

The rear of the sign is enclosed with ¼" thick HDPE (High Density Poly Ethylene). The front lens is available in a variety of options. Customers can choose between ¼" clear, pebble frost, or bronze acrylic lens. Clear allows the most light transmission thru the material. Pebble and bronze obscure the circuit boards and LED's. All lens options allow the sign to be viewed in direct sunlight.

Most manufacturers do not consider expansion and contraction of dissimilar materials. We have designed an aluminum channel that allows the front and rear panels to float on a ¼" bead of EDPM Foam Rubber cord. This acts as a gasket to seal out the weather and allow the various materials to expand and contract. The Thin-Light signs have been lab tested and passed for weather extremes from -30 deg. F to + 165 deg. F, high humidity, and in blowing rain conditions. Our signs have vent holes to allow the interior to breath which stops condensation.



Custom Violation Sign for Radar Speed Control

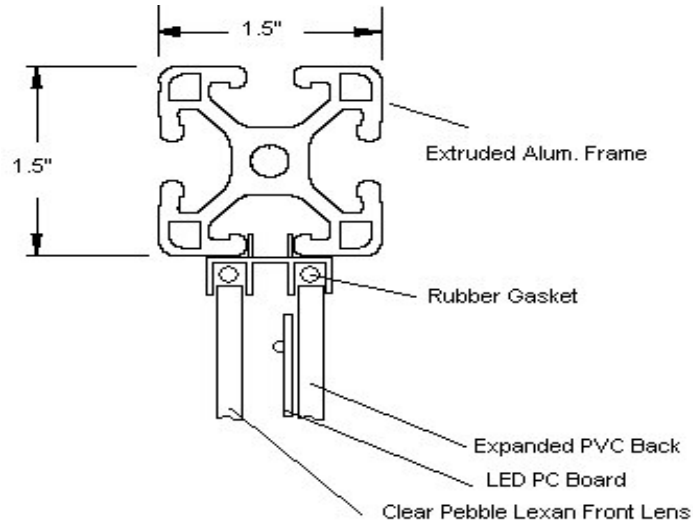


R3-2T-24"x24"

Now available from:

NOVA TECH, LLC. 184 Goose Lane, Tolland, CT 06084, Phn 860.871.4180, FAX 860.871.4187

Thin-Light **LED** Blankout Signs



Cross Section of Thin-Lite signs

Standard Signs

- R3-1	"No Right Turn" Symbol	24" x 24", 30" x 30"	White & Red LED.
- R3-1t	"NO RIGHT TURN"	24" x 24" 24" x 30"	White LED.
- R3-2	"No Left Turn" Symbol	24" x 24" 30" x 30"	White & Red LED.
- R3-2t	"NO LEFT TURN"	24" x 24" 24" x 30"	White LED.
-R3-3	"NO TURNS"	24" x 24"	White LED.
-R5-1s	"No Entry" Symbol	24" x 24"	Circle with Diagonal, Red LED.
-R5-1m	"DO NOT ENTER"	24" x 24" 30" x 30"	Red LED.
-R10-11	"NO TURN ON RED" + Red Ball	24" x 30"	3 Lines, White LED, Red Ball.
-R10-11b	"NO TURN ON RED"	24" x 24" 30" x 30"	3 Lines, White LED.
-W3-3	"SIGNAL AHEAD" "RED SIGNAL AHEAD"	24" x 24" 24" x 30"	Red or White LED.
-W11-2-L	"Man" symbol walking right	36" x 36"	White man, Yellow text.
-W11-2-R	or left, "IN CROSSWALK"		
-W13-1	"XX MPH"	24" x 24" 30" x 30"	Yellow LED speed sign.

Now available from:

NOVA TECH, LLC. 184 Goose Lane, Tolland, CT 06084, Phn 860.871.4180, FAX 860.871.4187

Thin-Light LED Blankout Signs

When ordering standard Thin-Light LED Blankout Signs please specify the following :

- 1) **Sign Type** - ex. R3-1t denotes "NO RIGHT TURN" text.
- 2) **Sign Size** - ex. 24"H x 24"W
- 3) **Front Lens** - Choose Clear, Pebble or Bronze.


Please note all signs have the following unless otherwise requested :

- Black powder coat finish.
- Watertight Terminal Box on lower rear corner .
- Optional watertight Lead-In cable is available.
- Four (4) stainless steel T-Slot 5/16-18 mounting nuts (2 top, 2 bottom rear T-Slot).
- Astrodyne AC/DC switching power supply.
- Rear T-Slot extrusion (1.5" Square).

Please ask about custom signs made to your specifications.



Watertight Cable Entrance



Mounting Plate in T-Slot



R3-2, 24" x 24" or 30" x 30"



Power Supply provided

Now available from:

NOVA TECH, LLC. 184 Goose Lane, Tolland, CT 06084, Phn 860.871.4180, FAX 860.871.4187

Power & Connection Options



Optional - Watertight cable grip and 10 ft of color coded Lead-In cable.
(RED = + 12 vdc, BLK = dc common).
Location : Back, lower corner.



Standard - NEMA watertight terminal block housing with knockouts. IP66 rated.
Location : Back, lower corner.



Optional - Power Supply mounted in NEMA watertight housing. Housing mounted to right side T-Slot track on rear of sign. Pre-wired 10ft Lead-in to Power supply DC Output. Watertight cable grip on housing for AC cable input.

M-SYSTEMS Inc. ©2006-2011

Now available from:

NOVA TECH, LLC. 184 Goose Lane, Tolland, CT 06084, Phn 860.871.4180, FAX 860.871.4187