



KT-LED36HID-EX39-830-D /G3

HID REPLACEMENT LED LAMP

DESCRIPTION

36W HID Replacement LED Lamp | 3000K | >80 CRI



| |
|---|
| LAMP TYPE: HID Replacement LED |
| BASE TYPE: EX39 (Mogul) |
| WATTAGE: 36W |
| COLOR TEMPERATURE: 3000K |
| METAL HALIDE EQUIVALENT: 150W |
| COLOR RENDERING INDEX (CRI): >80 |
| WARRANTY: 5 Years |



PRODUCT FEATURES

- Replacement for conventional metal halide lamp
- Not for use with standard dimmers; see instructions
- 50,000+ hour lifetime
- Environmentally friendly: No mercury used
- Instant startup
- UL listed
- DLC listed
- Operating temperature: -29°C/-20°F to 60°C/140°F
- Integral driver, eliminates the need for external driver or ballast; includes 4kV surge protection
- Suitable for use in fully enclosed fixture

OPERATING SPECIFICATIONS

ELECTRICAL CHARACTERISTICS

| Input Voltage | Power Consumption | Power Factor | Input Current |
|---------------|-------------------|--------------|------------------------------|
| 120-277Vac | 36W | >0.9 | 0.30A @ 120V 0.13A @ 277V |

PHOTOMETRIC CHARACTERISTICS

| | |
|-----------------------------|----------|
| Color Temperature (CCT) | 3000K |
| Luminous Flux | 5040 lm |
| Color Rendering Index (CRI) | >80 |
| Efficacy | 140 lm/W |
| Visible Light Area | 360° |

SMART PORT LED COMPATIBLE

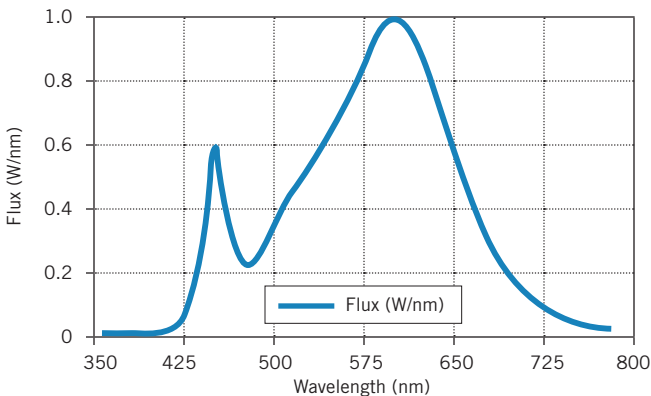


On the top of the lamp is a low-voltage AUX port for Smart Port LED sensors. See *Accessories* for available sensor options.

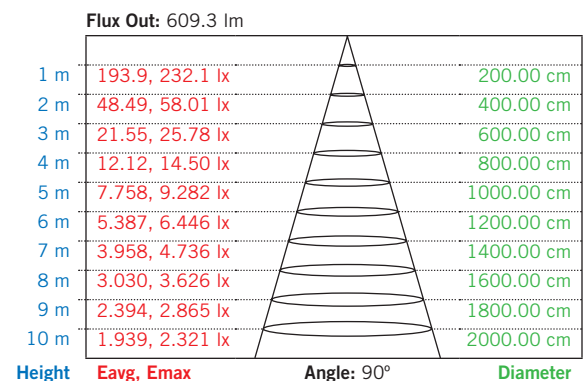
RATED LIFE

| | |
|-------------|--------|
| L70 (Hours) | 50,000 |
|-------------|--------|

SPECTRAL DISTRIBUTION



LUX DISTANCE CURVE





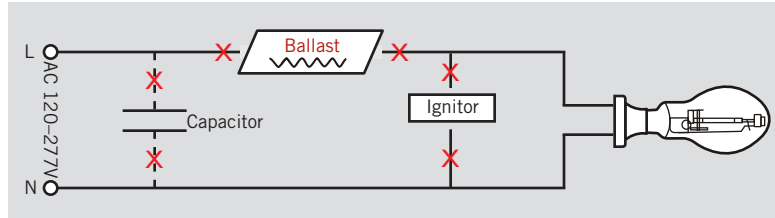
KT-LED36HID-EX39-830-D /G3

HID REPLACEMENT LED LAMP

WIRING INSTRUCTIONS


STEP 1

Disconnect power. Disconnect and remove existing ballast, capacitor, and/or ignitor (where applicable) from fixture.




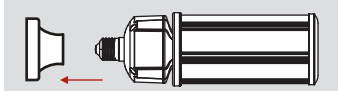
STEP 2

Rewire for line voltage to the lamp socket.

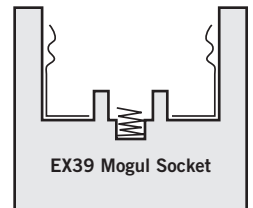
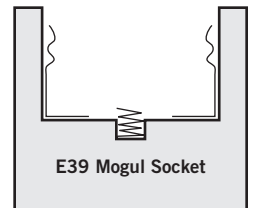


STEP 3

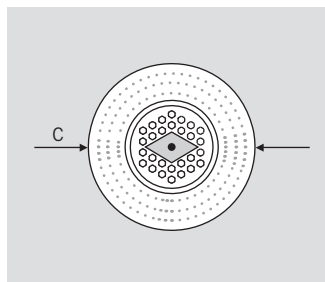
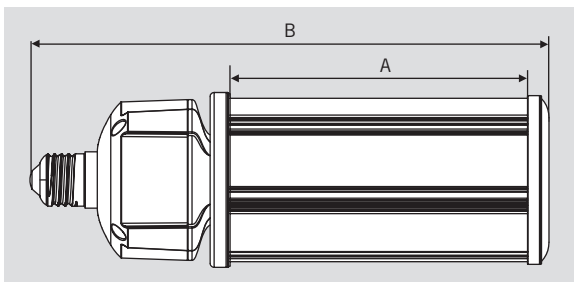
Install new LED replacement lamp. Ensure lamp is operating properly when power is turned on.



EX39-based lamps will work in *both* **E39** and **EX39** sockets.



PHYSICAL CHARACTERISTICS



LAMP DIMENSIONS

| | |
|------------------------|-------|
| A (Illuminated Length) | 5.66" |
| B (Body Length) | 8.62" |
| C (Diameter) | 3.34" |

BASE TYPE: EX39 (Mogul)



KT-LED36HID-EX39-830-D /G3

HID REPLACEMENT LED LAMP

ACCESSORIES (SOLD SEPARATELY)

| Catalog Number | Description |
|------------------|---|
| KTS-MW1-12V-AUX | SmartPort LED Microwave Occupancy sensor: On/Off with adjustable standby dimming level; 12V input |
| KTS-PIR1-12V-AUX | SmartPort LED PIR Occupancy sensor: On/Off with adjustable standby dimming level; 12V input |
| KTS-PS1-12V-AUX | SmartPort LED Photocell: On/Off with adjustable daylight threshold and timing; 12V input |

ORDERING INFORMATION

| ORDER CODE | PACKAGING STYLE | PACK QTY. | ITEM STATUS |
|-------------------------------|---------------------------------------|-----------|-------------|
| KT-LED36HID-EX39-830-D /G3-DP | Distributor Pack (Individual Cartons) | 16 | Quick Ship |

CATALOG NUMBER BREAKDOWN

KT-LED36HID-EX39-830-D /G3

1 2 3 4 5 6 7 8 9

- 1 Keystone Technologies
- 2 LED Lamp
- 3 Wattage
- 4 Lamp Type
- 5 Base Type
- 6 800 Series
- 7 Color Temperature
- 8 Direct-Drive Series
- 9 Generation