



Consistent with LEED® goals & Green Globes™ criteria for light pollution reduction



Autobahn Series ATB0 Roadway Lighting

ATB0 P45X MVOLT R2 P7 SH CLASS C RFD335865

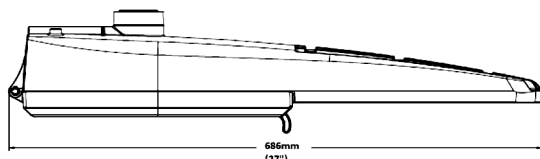
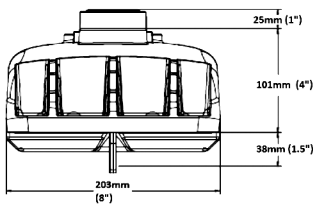
PRODUCT OVERVIEW



Applications:

- Roadways
- Off ramps
- Residential streets
- Parking lots

DIMENSIONS



Effective Projected Area (EPA): The EPA for the ATB0 is 0.76 sq. ft.
Approx. Wt. = 14 lbs.

STANDARDS

DesignLights Consortium® (DLC) Premium qualified product. Not all versions of this product may be DLC Premium qualified. Please check the DLC Qualified Products List at www.designlights.org/QPL to confirm which versions are qualified.

Color temperatures of $\leq 3000\text{K}$ must be specified for International Dark-Sky Association certification.

Rated for -40°C to 40°C ambient

CSA Certified to U.S. and Canadian standards

Complies with ANSI: C136.2, C136.10, C136.14, C136.31, C136.15, C136.37

BUY AMERICAN ACT — Product with the BAA option is assembled in the USA and meets the Buy America(n) government procurement requirements under FAR, DFARS and DOT regulations. Please refer to www.acuitybrands.com/buy-american for additional information.

Features:

OPTICAL

The Autobahn's new molded silicone optics provide exceptional performance. Silicone optics are superior to other polymeric materials in the areas of; optical efficiency, thermal performance, and reduction in dirt accumulation, all of which can lead to long term lumen degradation and a shift in optical distribution. Also, because silicone allows for the molding of fine details as well as thick sections, it produces the most crisp, clean and well-defined lighting distributions available. Silicone optics paired with modern LED's allow the Autobahn to take full advantage of both technologies.

Same Light: Performance is comparable to 100 - 400W HPS roadway luminaires.

White Light: Correlated color temperature - 4000K, or optional 2700K, 3000K or 5000K, all 70 CRI minimum.

Unique IP66 rated LED light engines provided 0% uplight and restrict backlight to within sidewalk depth, providing optimal application coverage and optimal pole spacing. Available in Type II, III, IV, and V roadway distributions.

ELECTRICAL

Expected Life: LED light engines are rated $>100,000$ hours at 25°C , L70. Electronic driver has an expected life of 100,000 hours at a 25°C ambient.

Lower Energy: Saves an expected of 40-60% over comparable HID luminaires.

Robust Surge Protection: Two different surge protection options provide a minimum of ANSI C136.2 10kV/5kA protection. 20kV/10kA protection is also available.

Luminaire ships with a 0-10v dimmable driver. Luminaire is continuous and step dimming capable via AO option or controls installed on P7 photocontrol receptacle option.

MECHANICAL

Includes standard AEL lineman-friendly features such as tool-less entry, 3 station terminal block and quick disconnects. Bubble level located inside the electrical compartment for easily leveling at installation.

Rugged die-cast aluminum housing and door are polyester powder-coated for durability and corrosion resistance. Rigorous five-stage pre-treating and painting process yields a finish that achieves a scribe creepage rating of 7 (per ASTM D1654) after over 5000 hours exposure to salt fog chamber (operated per ASTM B117).

Mast arm mount is adjustable for arms from 1-1/4" to 2" (1-5/8" to 2-3/8" O.D.) diameter. Provides a 3G vibration rating per ANSI C136.31

Wildlife shield is cast into the housing (not a separate piece).

CONTROLS

NEMA 3 pin photocontrol receptacle is standard, with the Acuity designed ANSI standard 7 pin receptacle optionally available.

Premium solid state locking style photocontrol - PCSS (10 year rated life) Extreme long life solid state locking style photocontrol - PCLL (20 year rated life).

Optional onboard Adjustable Output module allows the light output and input wattage to be modified to meet site specific requirements, and also can allow a single fixture to be flexibly applied in many different applications.

Note: Actual performance may differ as a result of end-user environment and application. Specifications subject to change without notice.

Autobahn Series ATB0

Roadway Lighting

ORDERING INFORMATION

Series	Performance Packages	Voltage	Optics
ATB0 Autobahn LED Roadway	P201 5,369 lumens nominal ⁶ P202 6,943 lumens nominal ⁶ P203 10,056 lumens nominal P204 12,176 lumens nominal P205 13,767 lumens nominal P301 10,367 lumens nominal P302 12,185 lumens nominal P303 15,351 lumens nominal P304 17,714 lumens nominal P305 19,893 lumens nominal P451 16,320 lumens nominal P452 19,087 lumens nominal P453 23,592 lumens nominal P454 25,070 lumens nominal P455 27,091 lumens nominal P456 28,347 lumens nominal P457 29,715 lumens nominal	MVOLT Multi-volt, 120-277V 347 347V ⁵ 480 480V ⁵ XVOLT ⁷ 277V-480V	R2 Roadway Type II R3 Roadway Type III R3L Roadway Type III Long R4 ³ Roadway Type IV R5 Roadway Type V

Options

<p>Color Temperature (CCT) (Blank) 4000K CCT, 70 CRI Min. 27K 2700K CCT, 70 CRI Min. 3K 3000K CCT, 70 CRI Min. 5K 5000K CCT, 70 CRI Min.</p> <p>Paint (Blank) Gray (Standard) BK Black BZ Bronze DDB Dark Bronze GI Graphite WH White GN Green</p> <p>Surge Protection (Blank) Standard 20kV/10kA SPD⁴ MP MOV Pack 10kV/5kA</p> <p>Terminal Block (Blank) Terminal Block (Standard) T2 Wired to L1 & L2 Positions</p> <p>Misc. BL External Bubble Level HSS House-Side Shield NL Nema Label XL Not CSA Certified BAA Buy America(n) Act Compliant</p>	<p>UMR-XX 8" Horizontal Arm for Round Pole, Painted to match Fixture UMS-XX 8" Horizontal Arm for Square Pole, Painted to match Fixture UMR-GALV 8" Horizontal Arm for Round Pole, Galvanized UMS-GALV 8" Horizontal Arm for Square Pole, Galvanized</p> <p>Controls (Blank) 3 Pin NEMA Photocontrol Receptacle (Standard) P7² 7 Pin Photocontrol Receptacle (Dimmable Driver Included) NR No Photocontrol Receptacle AO Field Adjustable Output PCSS¹ Solid State Lighting Photocontrol (120-277V) PCLL Solid State Long Life Photocontrol SH Shorting Cap</p> <p>Packaging (Blank) Single Unit (Standard) JP Job Pack (42/Pallet)</p>	<p>Accessories: House Side Shields for field installation</p> <p>ATBOP20XR2/R5HSS for use with P201 - P205, R2, R3L & R5 distributions ATBOP20XR3/R4HSS for use with P201 - P205, R3 & R4 distributions ATBOP30XR2/R3L/R5HSS for use with P301 - P305, R2, R3L & R5 distributions ATBOP30XR3HSS for use with P301 - P305, R3 distribution ATBOP30XR4HSS for use with P301 - P305, R4 distribution ATBOP45XR2/R3L/R5HSS for use with P451 - P457, R2, R3L & R5 distributions ATBOP45XR3HSS for use with P451 - P457, R3 distribution</p> <p>Notes 1 Not available in 347 or 480V. 2 Not available with NR. 3 Not available with P451 - P457 performance packages. 4 Not available with P201 performance package + 347V or 480V. 5 Not available with P456 or P457 performance package options. 6 Not available with XVOLT option. 7 XVOLT option only available with P452, P453 and P454 performance packages.</p>
---	--	--



Warranty Five-year limited warranty. This is the only warranty provided and no other statements in this specification sheet create any warranty of any kind. All other express and implied warranties are disclaimed. Complete warranty terms located at: www.acuitybrands.com/support/warranty/terms-and-conditions

Note: Actual performance may differ as a result of end-user environment and application. All values are design or typical values, measured under laboratory conditions at 25 °C. Specifications subject to change without notice.

Please contact your sales representative for the latest product information.

Autobahn Series ATB0

Roadway Lighting

Special: P45X performance package will vary due to lumens and mA needed; approximately 11,607 lumens.

PERFORMANCE PACKAGE

ATB0	Distribution	Input Watts	2700K		3000K		4000K/5000K	
			Lumens	LPW	Lumens	LPW	Lumens	LPW
P201	R2	36	4,983	137	5,473	151	5,488	150
	R3		4,952	136	5,107	140	5,553	152
	R3L		4,693	130	4,851	135	5,105	142
	R4		5,045	139	5,130	141	5,346	147
	R5		5,084	142	5,384	148	5,387	150
P202	R2	49	6,429	132	7,100	147	7,203	148
	R3		6,390	131	6,679	137	7,237	148
	R3L		6,037	123	6,233	127	6,567	134
	R4		6,517	136	6,749	140	6,906	144
	R5		6,560	137	6,988	146	6,951	146
P203	R2	70	9,005	130	10,050	144	10,150	147
	R3		8,951	129	9,471	134	10,260	148
	R3L		8,422	120	8,658	124	9,161	131
	R4		9,494	137	9,673	139	10,060	145
	R5		9,188	134	9,784	142	9,736	142
P204	R2	88	11,007	125	11,800	136	12,410	141
	R3		10,940	124	11,490	132	12,470	141
	R3L		10,147	115	10,494	119	11,038	125
	R4		11,485	132	11,900	136	12,170	139
	R5		11,230	131	11,780	137	11,900	138
P205	R2	102	12,339	121	12,650	125	13,920	137
	R3		12,264	120	13,110	139	14,130	138
	R3L		11,346	111	11,794	116	12,341	121
	R4		13,051	130	13,680	136	13,830	138
	R5		12,589	127	13,080	132	13,340	135
P301	R2	67	9,527	140	10,450	154	10,460	153
	R3		9,469	139	10,590	158	10,820	158
	R3L		8,980	134	9,101	136	9,768	146
	R4		9,579	144	10,210	152	10,150	152
	R5		9,720	145	10,370	154	10,300	154
P302	R2	83	11,118	135	11,790	142	12,300	149
	R3		11,050	134	12,290	150	12,520	152
	R3L		10,443	126	10,608	128	11,360	137
	R4		11,589	140	12,720	153	12,280	148
	R5		11,343	137	12,120	147	12,020	145
P303	R2	106	14,152	130	15,090	140	15,420	141
	R3		14,066	131	15,230	142	15,950	148
	R3L		12,949	122	13,147	124	14,086	133
	R4		14,514	136	15,720	146	15,380	144
	R5		14,439	136	15,140	142	15,300	144
P304	R2	124	16,705	130	17,180	136	18,010	141
	R3		16,603	131	17,890	141	18,230	144
	R3L		14,961	121	15,146	122	16,274	131
	R4		16,845	135	18,160	145	17,850	143
	R5		17,043	137	17,670	142	18,060	145
P305	R2	145	18,388	124	19,720	134	20,160	136
	R3		18,276	124	20,070	135	20,440	138
	R3L		16,596	114	16,880	116	18,052	124
	R4		18,695	129	20,050	138	19,810	137
	R5		18,761	130	19,350	135	19,880	138



Warranty Five-year limited warranty. This is the only warranty provided and no other statements in this specification sheet create any warranty of any kind. All other express and implied warranties are disclaimed. Complete warranty terms located at: www.acuitybrands.com/support/warranty/terms-and-conditions

Note: Actual performance may differ as a result of end-user environment and application. All values are design or typical values, measured under laboratory conditions at 25 °C. Specifications subject to change without notice.

Please contact your sales representative for the latest product information.

Autobahn Series ATB0

Roadway Lighting

Special: P45X performance package will vary due to lumens and mA needed; approximately 11,607 lumens.

PERFORMANCE PACKAGE

ATB0	Distribution	Input Watts	2700K		3000K		4000K/5000K	
			Lumens	LPW	Lumens	LPW	Lumens	LPW
P451	R2	105	14,827	138	15,760	148	16,570	154
	R3		14,737	137	16,790	157	16,640	155
	R3L		13,754	131	14,188	135	14,961	142
	R5		15,128	144	17,150	162	16,030	153
P452	R2	125	18,277	146	18,270	147	19,370	155
	R3		18,166	146	19,420	151	19,470	156
	R3L		16,046	128	16,473	132	17,454	140
	R5		18,648	148	19,140	151	19,760	157
P453	R2	159	22,227	139	22,570	143	23,900	150
	R3		22,092	139	24,090	151	23,550	148
	R3L		19,445	122	19,988	126	21,151	133
	R5		22,677	141	23,920	148	24,030	149
P454	R2	170	24,585	144	23,580	139	25,060	147
	R3		24,436	143	25,340	148	25,200	148
	R3L		20,735	122	21,179	125	22,555	133
	R5		25,084	147	25,360	148	26,580	156
P455	R2	187	25,732	138	25,270	136	26,750	143
	R3		25,576	137	27,430	145	27,020	145
	R3L		22,224	119	22,310	119	24,174	129
	R5		26,254	143	27,730	149	27,820	152
P456	R2	203	27,277	135	26,560	132	28,230	139
	R3		27,111	134	28,600	142	28,950	143
	R3L		23,693	117	23,602	116	25,772	127
	R5		27,830	143	28,740	146	29,490	151
P457	R2	211	27,656	131	27,270	130	28,900	137
	R3		27,488	130	29,750	142	29,680	140
	R3L		24,223	115	24,158	114	26,349	125
	R5		28,217	137	29,790	146	29,900	145

Note: Individual fixture performance may vary.

ATB0	15C	20C	25C	30C	35C	40C
LLD Multiplier	1.02	1.01	1.00	0.99	0.98	0.97

To calculate the LLD for a temperature other than 25°C, multiply the LLD @ 25°C (shown in the performance package table) by the LLD multiplier for the selected temperature.



Warranty Five-year limited warranty. This is the only warranty provided and no other statements in this specification sheet create any warranty of any kind. All other express and implied warranties are disclaimed. Complete warranty terms located at: www.acuitybrands.com/support/warranty/terms-and-conditions

Note: Actual performance may differ as a result of end-user environment and application. All values are design or typical values, measured under laboratory conditions at 25 °C. Specifications subject to change without notice.

Please contact your sales representative for the latest product information.

Autobahn Series ATB0

Roadway Lighting

Special: P45X performance package will vary due to lumens and mA needed; approximately 11,607 lumens.

PERFORMANCE PACKAGE

LLD @ 25°C									
ATB0	R2, R3 Distributions 3000K & 4000K CCT			R2, R3 Distributions 2700K & 5000K CCT*			R3L, R4, R5, Distributions Any CCT		
	50k Hours	75k Hours	100k Hours	50k Hours	75k Hours	100k Hours	50k Hours	75k Hours	100k Hours
P201	0.96	0.95	0.94	0.92	0.88	0.85	0.92	0.88	0.85
P202	0.96	0.95	0.94	0.92	0.88	0.85	0.92	0.88	0.85
P203	0.96	0.95	0.93	0.91	0.88	0.85	0.91	0.88	0.85
P204	0.96	0.95	0.93	0.91	0.88	0.84	0.91	0.88	0.84
P205	0.96	0.95	0.93	0.91	0.87	0.83	0.91	0.87	0.83
P301	0.96	0.95	0.93	0.92	0.88	0.85	0.92	0.88	0.85
P302	0.96	0.95	0.93	0.92	0.88	0.85	0.92	0.88	0.85
P303	0.96	0.95	0.93	0.92	0.88	0.84	0.92	0.88	0.84
P304	0.96	0.95	0.93	0.91	0.87	0.83	0.91	0.87	0.83
P305	0.96	0.95	0.93	0.9	0.86	0.82	0.9	0.86	0.82
P451	0.96	0.94	0.93	0.92	0.88	0.85	0.92	0.88	0.85
P452	0.96	0.94	0.93	0.91	0.88	0.84	0.91	0.88	0.84
P453	0.96	0.94	0.93	0.91	0.87	0.83	0.91	0.87	0.83
P454	0.96	0.94	0.93	0.9	0.86	0.82	0.9	0.86	0.82
P455	0.96	0.94	0.93	0.9	0.85	0.81	0.9	0.85	0.81
P456	0.94	0.93	0.91	0.89	0.84	0.79	0.89	0.84	0.79
P457	0.94	0.93	0.91	0.88	0.83	0.79	0.88	0.83	0.79

* Also includes any custom (non-catalog) CCT



Warranty Five-year limited warranty. This is the only warranty provided and no other statements in this specification sheet create any warranty of any kind. All other express and implied warranties are disclaimed. Complete warranty terms located at: www.acuitybrands.com/support/warranty/terms-and-conditions

Note: Actual performance may differ as a result of end-user environment and application. All values are design or typical values, measured under laboratory conditions at 25 °C. Specifications subject to change without notice.

Please contact your sales representative for the latest product information.

Autobahn Series ATB0

Roadway Lighting

Special: P45X performance package will vary due to lumens and mA needed; approximately 11,607 lumens.

B.U.G. Ratings

ATB0	Distribution	2700K			3000K			4000/5000K		
		B	U	G	B	U	G	B	U	G
P201	R2	1	0	1	2	0	2	2	0	2
	R3	1	0	1	1	0	1	1	0	1
	R3L	1	0	2	1	0	2	1	0	2
	R4	1	0	2	1	0	2	1	0	2
	R5	3	0	1	3	0	1	3	0	1
P202	R2	2	0	2	2	0	2	2	0	2
	R3	1	0	2	1	0	2	1	0	2
	R3L	1	0	2	1	0	2	1	0	2
	R4	1	0	2	1	0	2	1	0	2
	R5	3	0	1	3	0	2	3	0	2
P203	R2	2	0	2	2	0	2	2	0	2
	R3	2	0	2	2	0	2	2	0	2
	R3L	2	0	2	2	0	2	2	0	2
	R4	2	0	3	2	0	3	2	0	3
	R5	3	0	2	4	0	2	4	0	2
P204	R2	3	0	3	3	0	3	3	0	3
	R3	2	0	2	2	0	2	2	0	2
	R3L	2	0	3	2	0	3	2	0	3
	R4	2	0	3	2	0	3	2	0	3
	R5	4	0	2	4	0	2	4	0	2
P205	R2	3	0	3	3	0	3	3	0	3
	R3	2	0	2	2	0	2	2	0	2
	R3L	2	0	3	2	0	3	2	0	3
	R4	2	0	3	2	0	3	2	0	3
	R5	4	0	2	4	0	2	4	0	2
P301	R2	2	0	2	2	0	2	2	0	2
	R3	2	0	2	2	0	2	2	0	2
	R3L	2	0	2	2	0	2	2	0	3
	R4	2	0	3	2	0	3	2	0	3
	R5	4	0	2	4	0	2	4	0	2
P302	R2	3	0	3	3	0	3	3	0	3
	R3	2	0	2	2	0	2	2	0	2
	R3L	2	0	3	2	0	3	2	0	3
	R4	2	0	3	2	0	3	2	0	3
	R5	4	0	2	4	0	2	4	0	2
P303	R2	3	0	3	3	0	3	3	0	3
	R3	2	0	2	2	0	3	2	0	3
	R3L	2	0	3	2	0	3	2	0	3
	R4	2	0	3	3	0	3	3	0	3
	R5	4	0	2	4	0	2	4	0	2
P304	R2	3	0	3	3	0	3	3	0	3
	R3	2	0	3	3	0	3	3	0	3
	R3L	3	0	3	3	0	3	3	0	3
	R4	3	0	3	3	0	4	3	0	3
	R5	4	0	2	4	0	2	4	0	2
P305	R2	3	0	3	3	0	3	3	0	3
	R3	3	0	3	3	0	3	3	0	3
	R3L	3	0	3	3	0	3	3	0	3
	R4	3	0	4	3	0	4	3	0	4
	R5	5	0	3	5	0	3	5	0	3



Warranty Five-year limited warranty. This is the only warranty provided and no other statements in this specification sheet create any warranty of any kind. All other express and implied warranties are disclaimed. Complete warranty terms located at: www.acuitybrands.com/support/warranty/terms-and-conditions

Note: Actual performance may differ as a result of end-user environment and application. All values are design or typical values, measured under laboratory conditions at 25 °C. Specifications subject to change without notice.

Please contact your sales representative for the latest product information.

Autobahn Series ATB0

Roadway Lighting

Special: P45X performance package will vary due to lumens and mA needed; approximately 11,607 lumens.

B.U.G. Ratings

ATB0	Distribution	2700K			3000K			4000/5000K		
		B	U	G	B	U	G	B	U	G
P451	R2	3	0	3	3	0	3	3	0	3
	R3	2	0	2	2	0	3	2	0	3
	R3L	2	0	3	3	0	3	3	0	3
	R5	4	0	2	4	0	2	4	0	2
P452	R2	3	0	3	3	0	3	3	0	3
	R3	3	0	3	3	0	3	3	0	3
	R3L	3	0	3	3	0	3	3	0	3
P453	R5	5	0	3	5	0	3	5	0	3
	R2	3	0	3	3	0	3	3	0	3
	R3	3	0	3	3	0	3	3	0	3
	R3L	3	0	3	3	0	3	3	0	4
P454	R5	5	0	3	5	0	3	5	0	3
	R2	3	0	3	3	0	3	3	0	3
	R3	3	0	3	3	0	3	3	0	3
	R3L	3	0	4	3	0	4	3	0	4
P455	R5	5	0	3	5	0	3	5	0	3
	R2	3	0	3	3	0	3	3	0	3
	R3	3	0	3	3	0	4	3	0	4
	R3L	3	0	4	3	0	4	3	0	4
P456	R5	5	0	3	5	0	4	5	0	4
	R2	4	0	4	3	0	3	4	0	4
	R3	3	0	4	3	0	4	3	0	4
	R3L	3	0	4	3	0	4	3	0	4
P457	R5	5	0	3	5	0	4	5	0	4
	R2	4	0	4	4	0	4	4	0	4
	R3	3	0	4	3	0	4	3	0	4
	R3L	3	0	4	3	0	4	3	0	4



AEL Headquarters, One Lithonia Way, Conyers Georgia 30012
 www.americanelectriclighting.com Phone: 1-866-HOLOPHANE
 Email: TechSupportNF@AcuityBrands.com
 © 2014-2022 Acuity Brands Lighting, Inc. All Rights Reserved. ATB0 Rev. 12/19/22

Warranty Five-year limited warranty. This is the only warranty provided and no other statements in this specification sheet create any warranty of any kind. All other express and implied warranties are disclaimed. Complete warranty terms located at: www.acuitybrands.com/support/warranty/terms-and-conditions

Note: Actual performance may differ as a result of end-user environment and application. All values are design or typical values, measured under laboratory conditions at 25 °C. Specifications subject to change without notice.

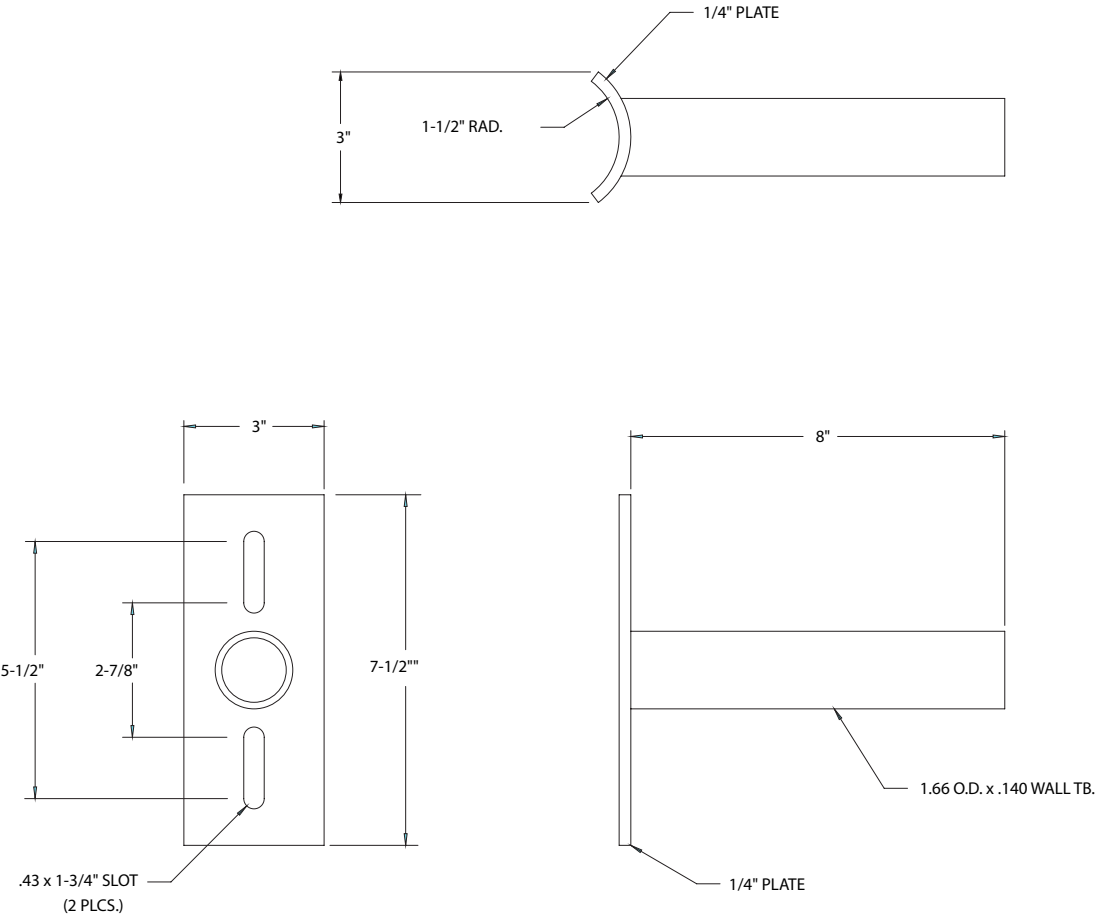
Please contact your sales representative for the latest product information.

Autobahn Series ATB0

Roadway Lighting

UMR POLE ADAPTOR

RECOMMENDED FOR USE WITH POLES OF 4" DIAMETER OR SMALLER



UMS POLE ADAPTOR



Warranty Five-year limited warranty. This is the only warranty provided and no other statements in this specification sheet create any warranty of any kind. All other express and implied warranties are disclaimed. Complete warranty terms located at: www.acuitybrands.com/support/warranty/terms-and-conditions

Note: Actual performance may differ as a result of end-user environment and application. All values are design or typical values, measured under laboratory conditions at 25 °C. Specifications subject to change without notice.

Please contact your sales representative for the latest product information.