

Closet Connector Housings (CCH)

CCH-CS06-6C-P00RE

6-CT Pigtail Splice Cassette

CCH Pigtailed Cassettes

A LANscape® Pretium®
Solutions Product

CCH pigtailed splice cassettes enable faster field splicing and easy modular management of connectorization within the housing.

The CCH pigtailed splice cassettes are preloaded and pre-routed for quick fusion splicing of either individual or ribbon fiber pigtails, using the same space-saving platform as the standard CCH splice cassette.


Pre-routed pigtailed cassettes reduce field labor by streamlining the features and components of the pigtail cassette to allow for efficiencies in the field. They are loaded with a pigtail assembly and a CCH connector panel. The pigtails, with 900 μm protection at the connector panel for added durability, are routed into the splice tray layer where they transition to either 250 μm fiber or bare ribbon (depending on the splicing method desired) for ease of splicing.

The pigtailed cassette eliminates the need for individual splice trays or separate splice housings as well as allowing splicing to be done away from the rack housing in a suitable workspace as needed. The modular design makes it easy to access the fiber in an individual cassette without disturbing other fibers in the housing.

Each cassette is shipped with the CCH connector panel and choice of pigtails, single-fiber or ribbon, one rail for use with CCH-01U/2U/3U housings, and two rails used with CCH-4U and the WCH-02P/4P/6P housings. Grommets and cable ties for additional strain-relief and protective tubing for incoming cable are also included. Splicing cassettes ship with the appropriate number and type of fiber heat-shrink splice protectors.



CCH Pigtailed Cassette
| Photo LAN2741



CCH Pigtailed Cassette
| Photo LAN2593

Closet Connector Housings (CCH)

A LANscape® Pretium®
Solutions Product

CCH Pigtailed Cassettes (continued)

Optical Characteristics		
Part Number	Module Insertion Loss, Typical (by 1300 nm)	Module Insertion Loss, Maximum (by 1300 nm)
Pigtailed Splice Cassettes, Multimode	0.35 dB	0.5 dB
Pigtailed Splice Cassettes, Single-mode	0.15 dB	0.4 dB

Shipping Information			
Part Number	Dimensions (L x W x D)	Operation	Shipping Weight
CCH-CS Dimensions and Temperature Range	162 mm x 35 mm x 200 mm (6.4 in x 1.4 in x 7.9 in)	-40 °C to 70 °C	0.75 kg (1.5 lb)

Part Number	Description	Product Type
CCH-CS12-59-P00RE	12 F, SC, UPC, duplex, Single-mode (OS2), rack-mountable sing-	Rack-Mountable
CCH-CS12-6T-P00RE	12 F, ST® Compatible, UPC, simplex, Single-mode (OS2), single-fi-	Rack-Mountable
CCH-CS12-A9-P00RE	12 F, LC, UPC, duplex, Single-mode (OS2), single-fiber (250 µm)	Rack-Mountable
CCH-CS24-A9-P00RE	24 F, LC, UPC, duplex, Single-mode (OS2), single-fiber (250 µm)	Rack-Mountable
CCH-CS12-E4-P00TE	12 F, LC, PC, duplex, 50 µm multimode (OM3), single-fiber (250	Rack-Mountable
CCH-CS24-E4-P00TE	24 F, LC, PC, duplex, 50 µm multimode (OM3), single-fiber (250	Rack-Mountable

Note: Core products stocked at distributor for immediate availability.

Closet Connector Housings (CCH)

CCH Pigtailed Cassettes (continued)

The CCH splice cassette (CCH-CS) is loaded with a CCH panel and factory-terminated pigtails. Available with ribbon or single-fiber splicing configurations, the cassette includes appropriate number and type of heat-shrinks and protective tubing depending on fiber count and cable type.

Ordering Information

C C H - C S
0
6
-
6
C
-
P 0 0
R
E

1

2

3

4

1 Select fiber count.

- 06 = 6 fibers
- 08 = 8 fibers
- 12 = 12 fibers
- 16 = 16 fibers
- 24 = 24 fibers

See Note 1.

3 Select fiber type.

- K = 62.5 μm multimode (OM1)
- B = 50 μm multimode (OM2)
- T = 50 μm multimode (OM3)
- Q = 50 μm multimode (OM4)
- R = Single-mode (OS2)

4 Select splicing type.

- E = Single-fiber splicing
- J = Ribbon splicing (only for fiber counts of 12 or 24)



2 Select adapter code (see Adapter/Connector Code Options table).

See Note 2.

Notes:

- 1) Available fiber count for desired adapter is available in table on following page.
- 2) Shuttered LC only available in OS2/OM3/OM4.

Part Number Example

Part Number	Product Description	Units per Delivery	
CCH-CS12-AE-P00RE	CCH Splice Cassette, 12 F, shuttered LC UPC duplex, Single-mode (OS2), single-fiber (250 μm)	1/1	
CCH-CS12-59-P00RE	CCH Pigtailed Splice Cassette, 12 F, SC UPC duplex, Single-mode (OS2), single-fiber (250 μm)	1/1	
CCH-CS24-E4-P00TE	CCH Pigtailed Splice Cassette, 24 F, LC PC duplex, 50 μm multimode (OM3), single-fiber (250 μm)	1/1	

Closet Connector Housings (CCH)

A LANscape® Pretium®
Solutions Product

Adapter/Connector Code Options

					Available Fiber/Panel Counts				
Shuttered LC Duplex									
AE	Single-mode, UPC (OS2)	Ceramic	Composite	2			X		X
AD	50 µm multimode (OM3/OM4)	Ceramic	Composite	2			X		X
LC Duplex									
A8	62.5 µm multimode (OM1)	Ceramic	Composite	2	X	X	X	X	X
D3	50 µm multimode (OM2)	Ceramic	Composite	2	X	X	X	X	X
E4	50 µm multimode (OM3/OM4)	Ceramic	Composite	2	X	X	X	X	X
A9	Single-mode, UPC (OS2)	Ceramic	Composite	2	X	X	X	X	X
B3	Single-mode, APC (OS2)	Ceramic	Composite	2	X	X	X	X	X
SC Duplex									
91	62.5 µm multimode (OM1)	Metal	Composite	2	X	X	X		
G7	50 µm multimode (OM2)	Ceramic	Composite	2	X	X	X		
E7	50 µm multimode (OM3/OM4)	Ceramic	Composite	2	X	X	X		
59	Single-mode, UPC (OS2)	Ceramic	Composite	2	X	X	X		
D9	Single-mode, APC (OS2)	Ceramic	Composite	2	X	X	X		
SC									
56	62.5 µm multimode (OM1)	Metal	Composite	1	X	X	X		
G6	50 µm multimode (OM2)	Ceramic	Composite	1	X	X	X		
E6	50 µm multimode (OM3/OM4)	Ceramic	Composite	1	X	X	X		
3C	Single-mode, UPC (OS2)	Ceramic	Composite	1	X	X	X		
6C	Single-mode, APC (OS2)	Ceramic	Composite	1	X	X	X		
ST® compatible connector									
5T	62.5 µm multimode (OM1)	Ceramic	Metal	1	X	X	X		
G5	50 µm multimode (OM2)	Ceramic	Metal	1	X	X	X		
H3	50 µm multimode (OM3/OM4)	Ceramic	Metal	1	X	X	X		
6T	Single-mode, UPC (OS2)	Ceramic	Metal	1	X	X	X		
FC									
11	Single-mode, UPC (OS2)	Metal	Metal	1	X	X	X		
Fiber Type		Housing Color							
62.5 µm multimode (OM1)		Beige							
50 µm multimode (OM2)		Black							
50 µm multimode (OM3/OM4)		Aqua							
Single-mode, UPC (OS2)		Blue							
Single-mode, APC (OS2)		Green							

Note: For keyed LC ordering information, please refer to LAN-701-EN.