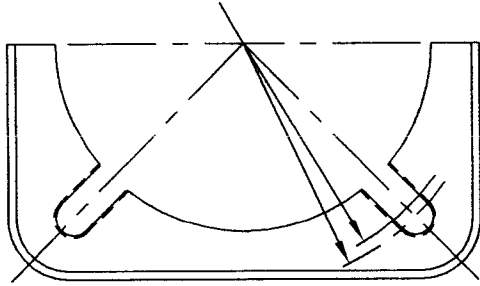


14 1/2" To 15 1/4"
Dia. Bolt Circle

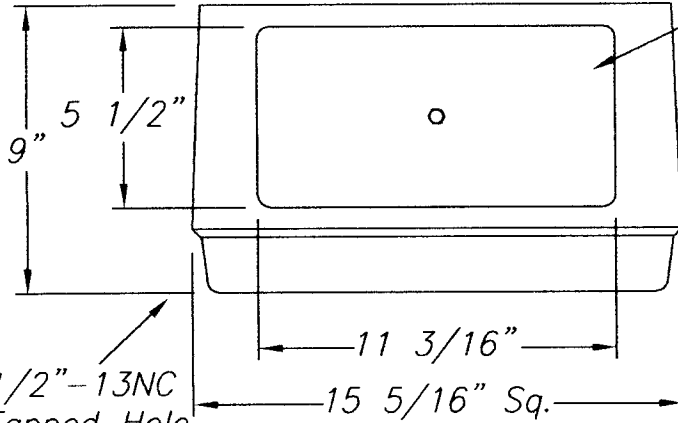


BASE SUPPLIED WITH:

- (1) Door And 1/4"-20NC S.S. Hex. Hd. Screw
- (2) Eight 1" Washers 1/2" Thick x 2 3/4" O.D. (Galv. Per ASTM A153 Or ASTM B454)
- (3) Four 1"-8NC x 4" Long Galv. Stl. Hex. Hd. Bolts
- (4) Four 1"-8NC Galv. Stl. Hex. Nuts
- (5) Four 1" Galv. Stl. Lockwashers
- (6) Four 1" Galv. Stl. Flatwashers

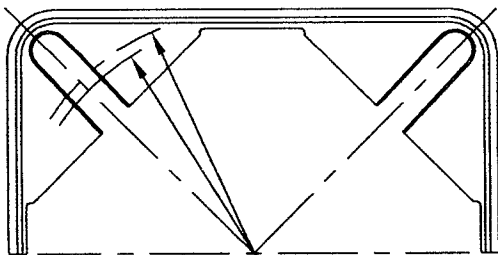
14 3/4" Sq.

Alum. Door, Latch And 1/4"-20NC S. S. Hex. Hd. Screw



1/2"-13NC Tapped Hole

4043 Weld Wire (Heat Treat After Welding)



4043 Wire With Approximately 5" Of Total Weld On Internal Corners
1/4"

14 1/2" To 15 1/4"
Dia. Bolt Circle

AKRON FOUNDRY TB5-9"

MATERIAL: Alum. Alloy 356-T6

NO.	REVISIONS	DATE

hapco
A Kearney-National
Company

TITLE 9" TRANSFORMER BASE	
CUSTOMER	
SCALE 6	DATE 01/04/00
BY LW	DWG. NO.
CHK'D	A79236