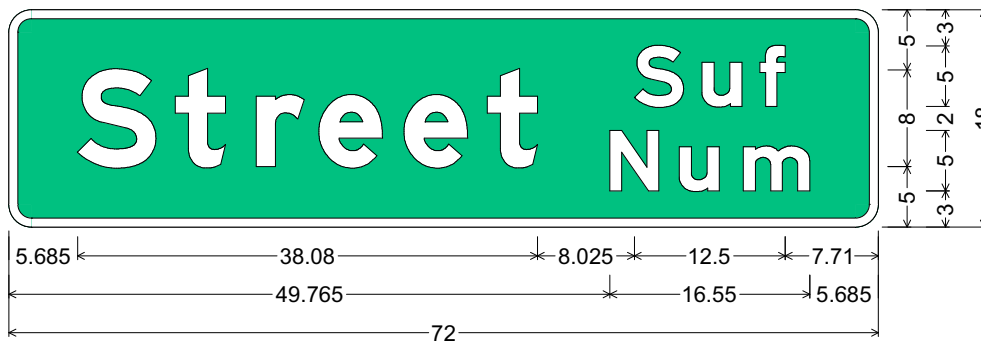


Identifier : D3-1
 Sign Type : Ground Mount
 1.875" Radius, 0.750" Border, White on Green;
 Standard Arrow Custom 0.000" X 8.000" 180"; "Street" E Mod 2K; "Suf" E Mod 2K;
 "Num" E Mod 2K;

Table of distances between letter and object lefts.

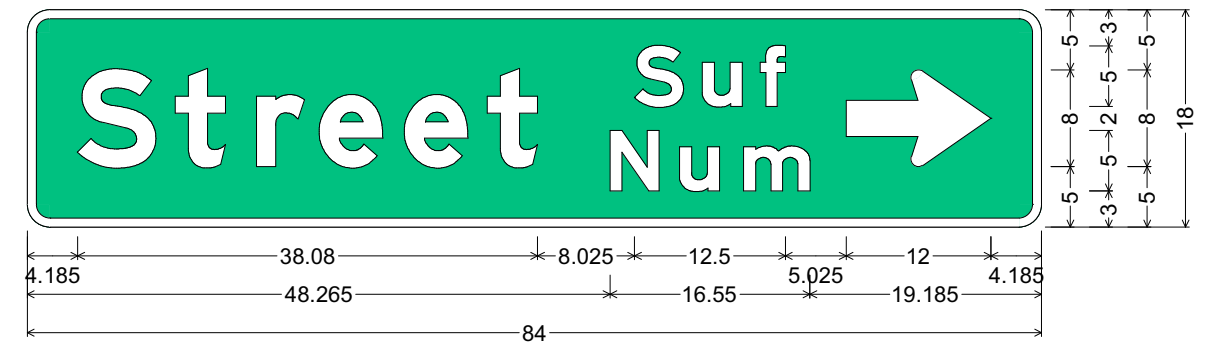
4.185	←	S	t	r	e	e	t	S	u	f	⇒	4.185
63.265		N	u	m								
		5.750	5.300	5.500	4.185							



Identifier : D3-1
 Sign Type : Ground Mount
 1.875" Radius, 0.750" Border, White on Green;
 "Street" E Mod 2K; "Suf" E Mod 2K; "Num" E Mod 2K;

Table of distances between letter and object lefts.

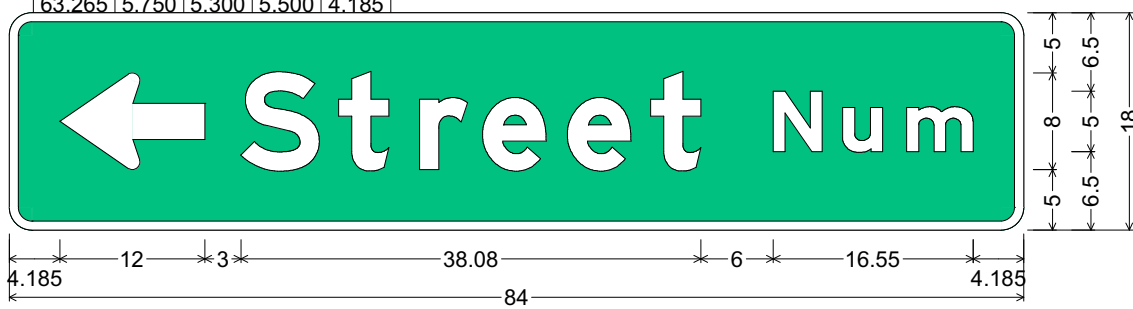
5.685	S	t	r	e	e	t	S	u	f	⇒	7.710
49.765	N	u	m								
		5.750	5.300	5.500	5.685						



Identifier : D3-1
 Sign Type : Ground Mount
 1.875" Radius, 0.750" Border, White on Green;
 "Street" E Mod 2K; "Suf" E Mod 2K; "Num" E Mod 2K;
 Standard Arrow Custom 0.000" X 8.000" 0°;

Table of distances between letter and object lefts.

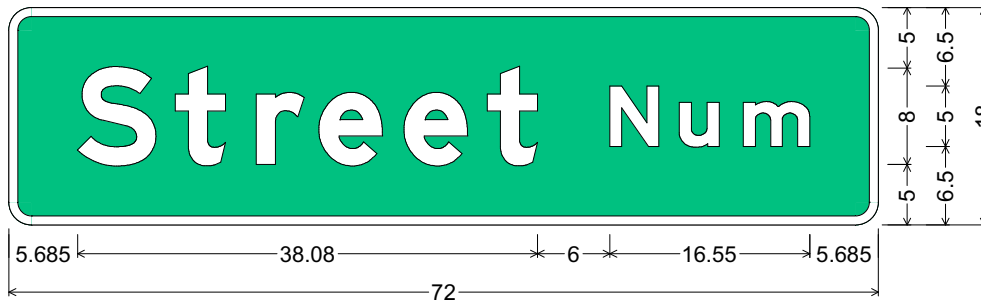
4.185	S	t	r	e	e	t	S	u	f	⇒	4.185
48.265	N	u	m								
		5.750	5.300	5.500	19.185						



Identifier : D3-1
 Sign Type : Ground Mount
 1.875" Radius, 0.750" Border, White on Green;
 Standard Arrow Custom 0.000" X 8.000" 180"; "Street" E Mod 2K; "Num" E Mod 2K;

Table of distances between letter and object lefts.

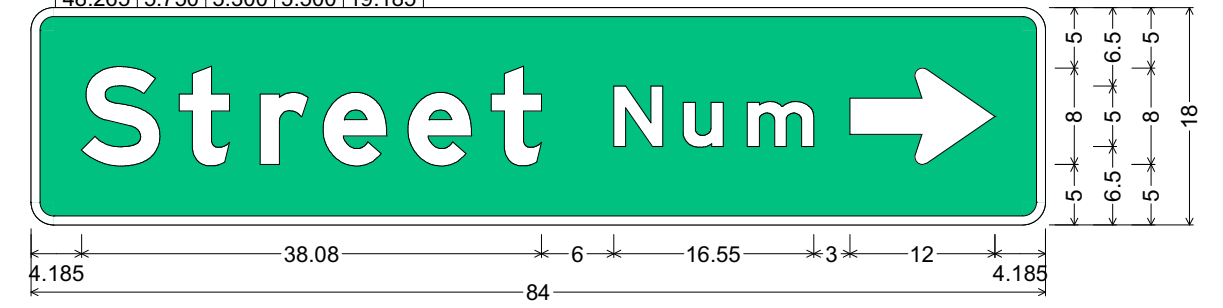
4.185	←	S	t	r	e	e	t	N	u	m	4.185
		8.080	6.720	5.200	7.040	6.880	10.160	5.750	5.300	5.500	



Identifier : D3-1
 Sign Type : Ground Mount
 1.875" Radius, 0.750" Border, White on Green;
 "Street" E Mod 2K; "Num" E Mod 2K;

Table of distances between letter and object lefts.

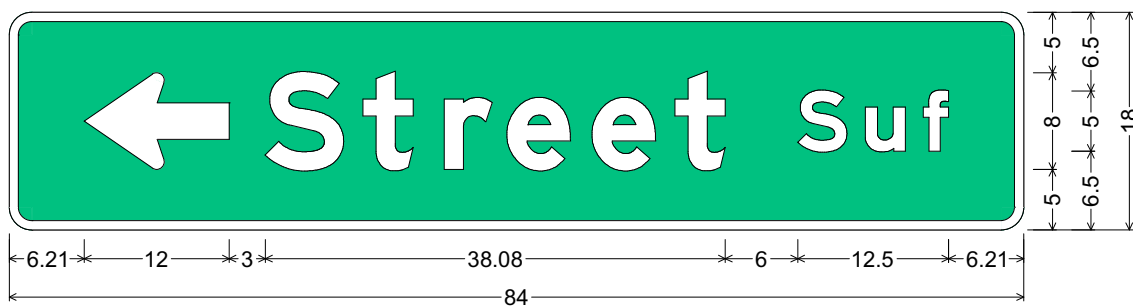
5.685	S	t	r	e	e	t	N	u	m	5.685
		8.080	6.720	5.200	7.040	6.880	10.160	5.750	5.300	5.500



Identifier : D3-1
 Sign Type : Ground Mount
 1.875" Radius, 0.750" Border, White on Green;
 "Street" E Mod 2K; "Num" E Mod 2K; Standard Arrow Custom 0.000" X 8.000" 0°;

Table of distances between letter and object lefts.

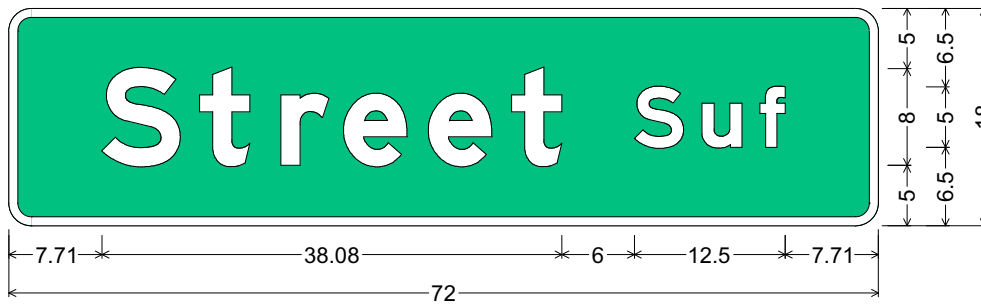
4.185	S	t	r	e	e	t	N	u	m	⇒	4.185
		8.080	6.720	5.200	7.040	6.880	10.160	5.750	5.300	8.500	12.000



Identifier : D3-1
 Sign Type : Ground Mount
 1.875" Radius, 0.750" Border, White on Green;
 Standard Arrow Custom 0.000" X 8.000" 180"; "Street" E Mod 2K; "Suf" E Mod 2K;

Table of distances between letter and object lefts.

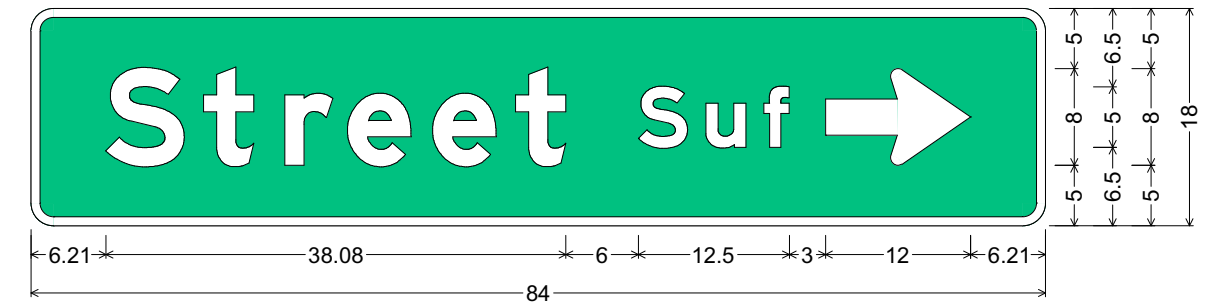
6.210	←	S	t	r	e	e	t	S	u	f	6.210
		15.000	8.080	6.720	5.200	7.040	6.880	10.160	5.600	4.800	2.100



Identifier : D3-1
 Sign Type : Ground Mount
 1.875" Radius, 0.750" Border, White on Green;
 "Street" E Mod 2K; "Suf" E Mod 2K;

Table of distances between letter and object lefts.

7.710	S	t	r	e	e	t	S	u	f	7.710
		8.080	6.720	5.200	7.040	6.880	10.160	5.600	4.800	2.100



Identifier : D3-1
 Sign Type : Ground Mount
 1.875" Radius, 0.750" Border, White on Green;
 "Street" E Mod 2K; "Suf" E Mod 2K; Standard Arrow Custom 0.000" X 8.000" 0°;

Table of distances between letter and object lefts.

6.210	S	t	r	e	e	t	S	u	f	⇒	6.210
		8.080	6.720	5.200	7.040	6.880	10.160	5.600	4.800	5.100	12.000